

# TB-2320

## Paladin Direct Ortho General Guidelines

### Revision “B”

#### Specification Revision Status

Revision	SCR No.	Description	Initial	Date
“A”	S3912	Initial Release	A.Astbury	9/29/15
“B”	S4212	Removed section 3.4 Connector Sizing Matrix	A.Astbury	1/19/16

## Amphenol TCS

A Division of Amphenol Corporation

Amphenol TCS  
200 Innovative Way, Suite 201  
Nashua, NH 03062  
603.879.3000

[www.amphenol-tcs.com](http://www.amphenol-tcs.com)

Aptera, Chameleon, Crossbow, eHSD, GbX, HD Plus, HDM Plus, HDM, HD-Optyx, InfinX, Lynx, NeXLev, Paladin, Ventura, VHDM, VHDM-HSD, and XCede, are trademarks or registered trademarks of Amphenol Corporation. AirMax VS is a registered trademark of FCI. Information contained in this document is summary in nature and subject to change without notice. Appearance of the final, delivered product may vary from the photographs shown herein.

---

## Table of Contents

### 1.0 Scope

### 2.0 Basic Product Information

- 2.1 Direct Ortho Orientations
- 2.2 Wafer Numbering Conventions for a 90° Orientation
- 2.3 Pin A1 Locations for Sub-assemblies in a 90° Orientation
- 2.4 Wafer Numbering and Pin A1 Locations for a 270° Orientation
- 2.5 Pin Callouts for a 4 Pair Wafer
- 2.6 Pin Mapping Conventions
- 2.7 Integrated Guide Modules

### 3.0 Configuration Selection Matrices

- 3.1 Introduction
- 3.2 Number of Differential Pair Selection Matrix
- 3.3 Configuration X-Reference Matrix
- 3.4 Configuration Number Matrix

### 4.0 Pin Maps

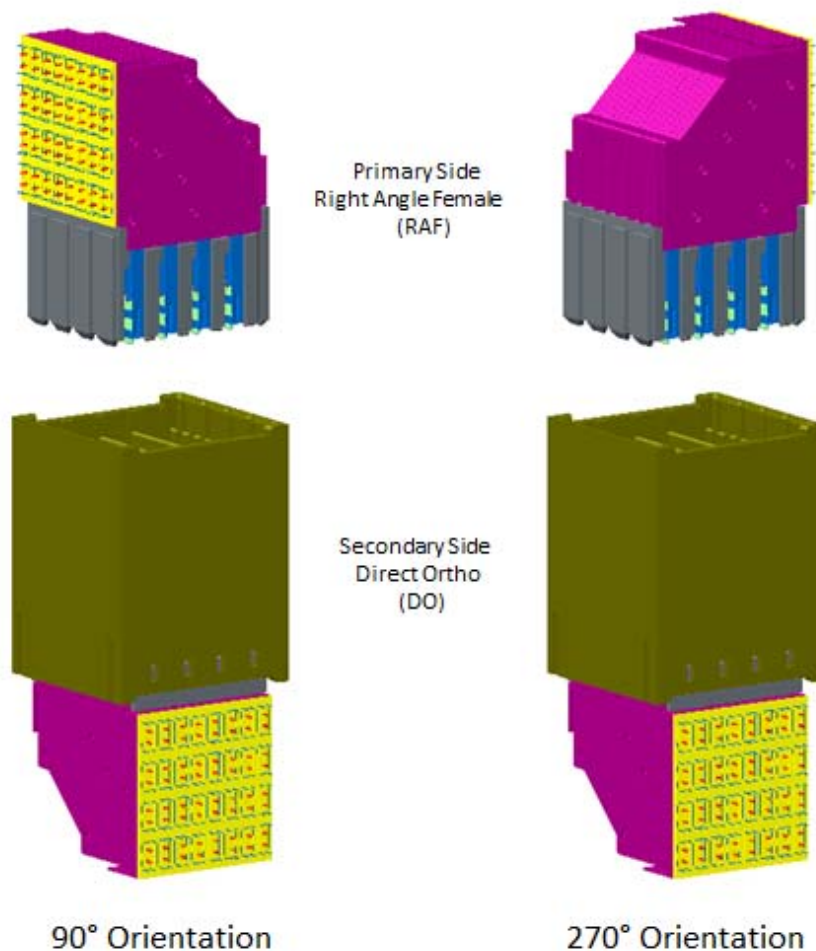
## 1.0 Scope

This document has been created to help application engineers and customers understand the naming conventions and basic architecture of the Paladin Direct Ortho product family. This family is easily scalable, from 2 pair to 8 pair and 4 position to 16 position. There are a total of 98 possible combinations and orientations, with all pin maps provided for the 90° and 270° orientations in section 4.0.

## 2.0 Basic Product Information

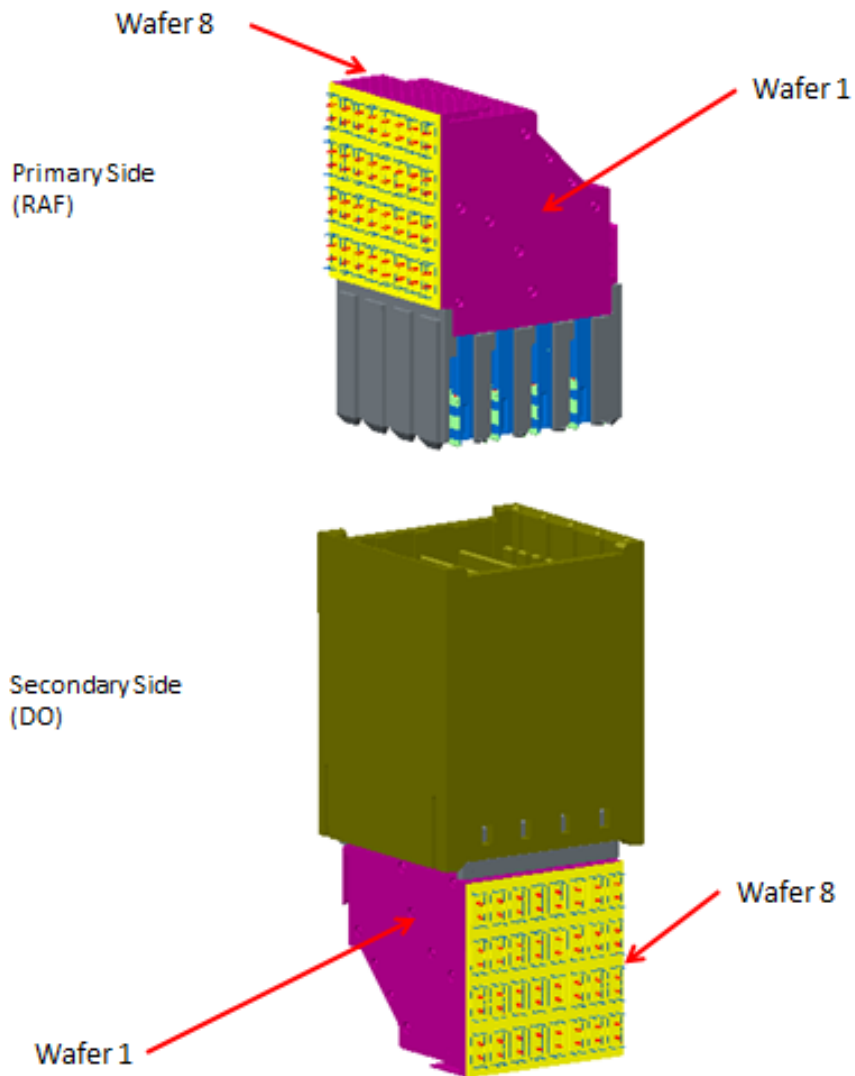
### 2.1 Direct Ortho Orientations

For each connector assembly, the mating interfaces have been designed to be completely symmetric so that the same component sub-assemblies can be oriented in either a 90° or 270° configuration. For simplicity, most views on the following pages are the 4 pair x 8 position Right Angle Female (RAF) mating to a 4 pair x 8 position Double Wall Direct Ortho (DO), with boards removed for clarity.



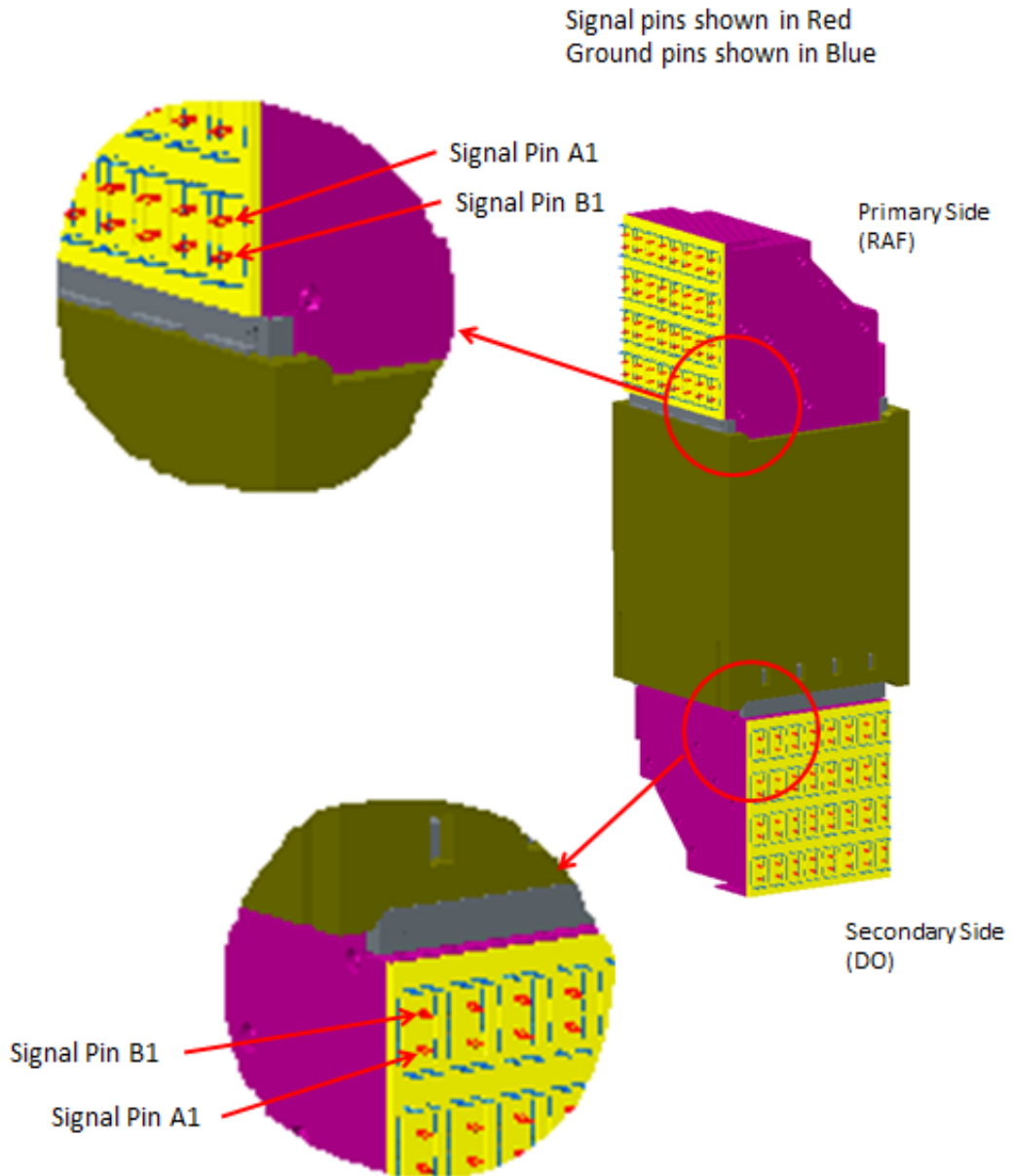
## 2.2 Wafer Numbering Conventions for a 90° Orientation

Shown below are the wafer positions for an unmated 90° orientation.

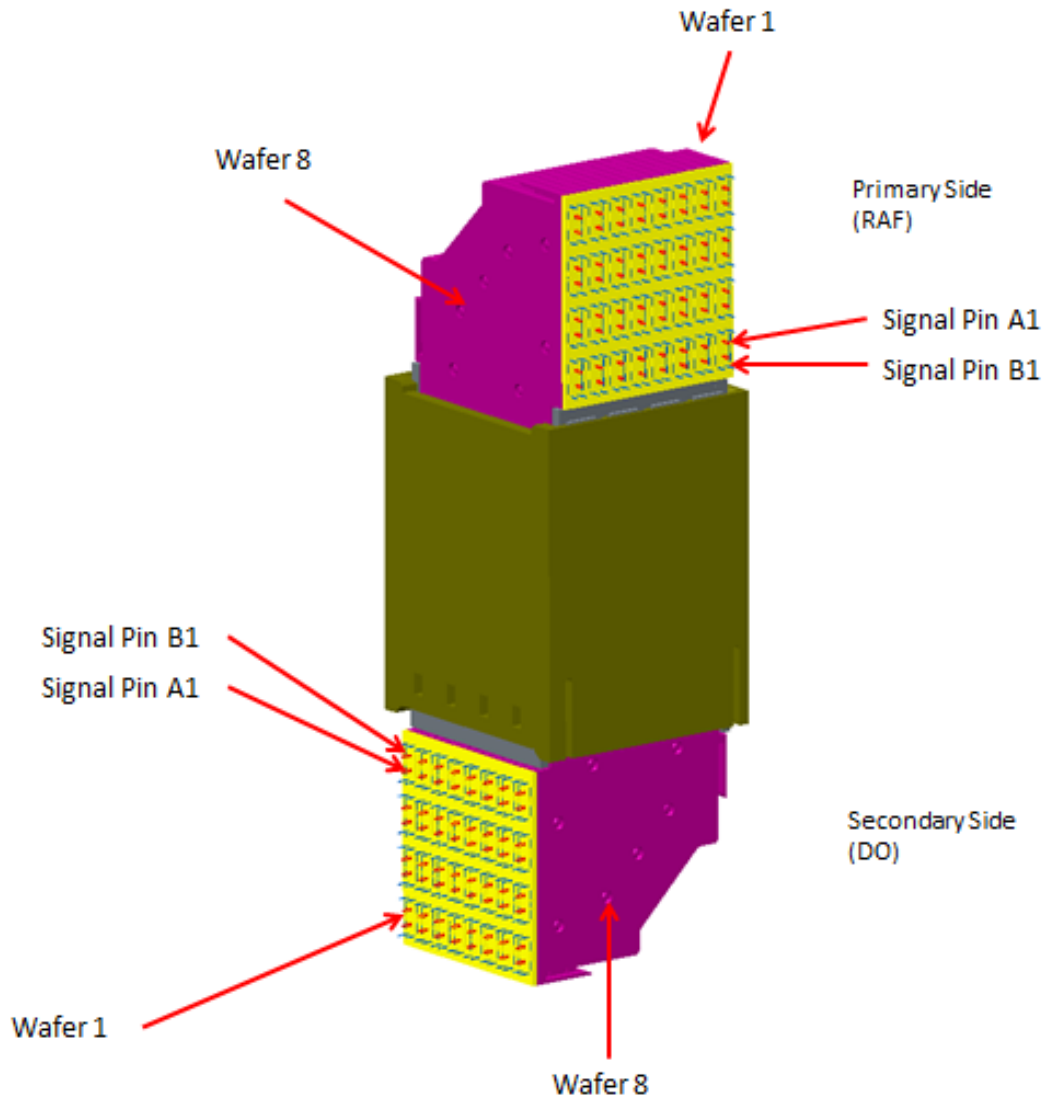


### 2.3 Pin A1 Locations for Sub-assemblies in a 90° Orientation

Shown below are the pin A1 and B1 positions on wafer 1 for both connector halves for a mated 90° orientation.

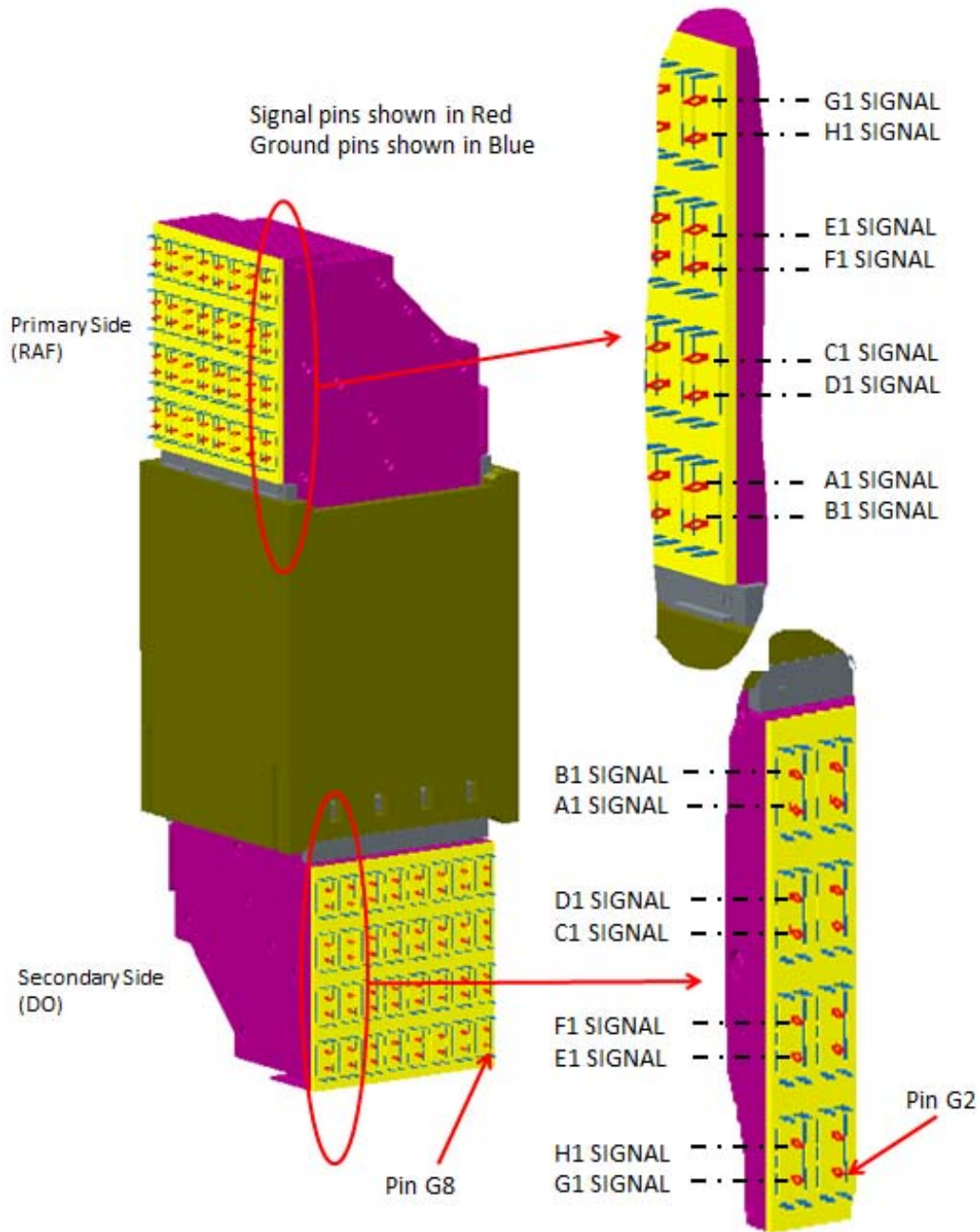


2.4 Wafer Numbering and Pin A1 Locations for a 270° Orientation



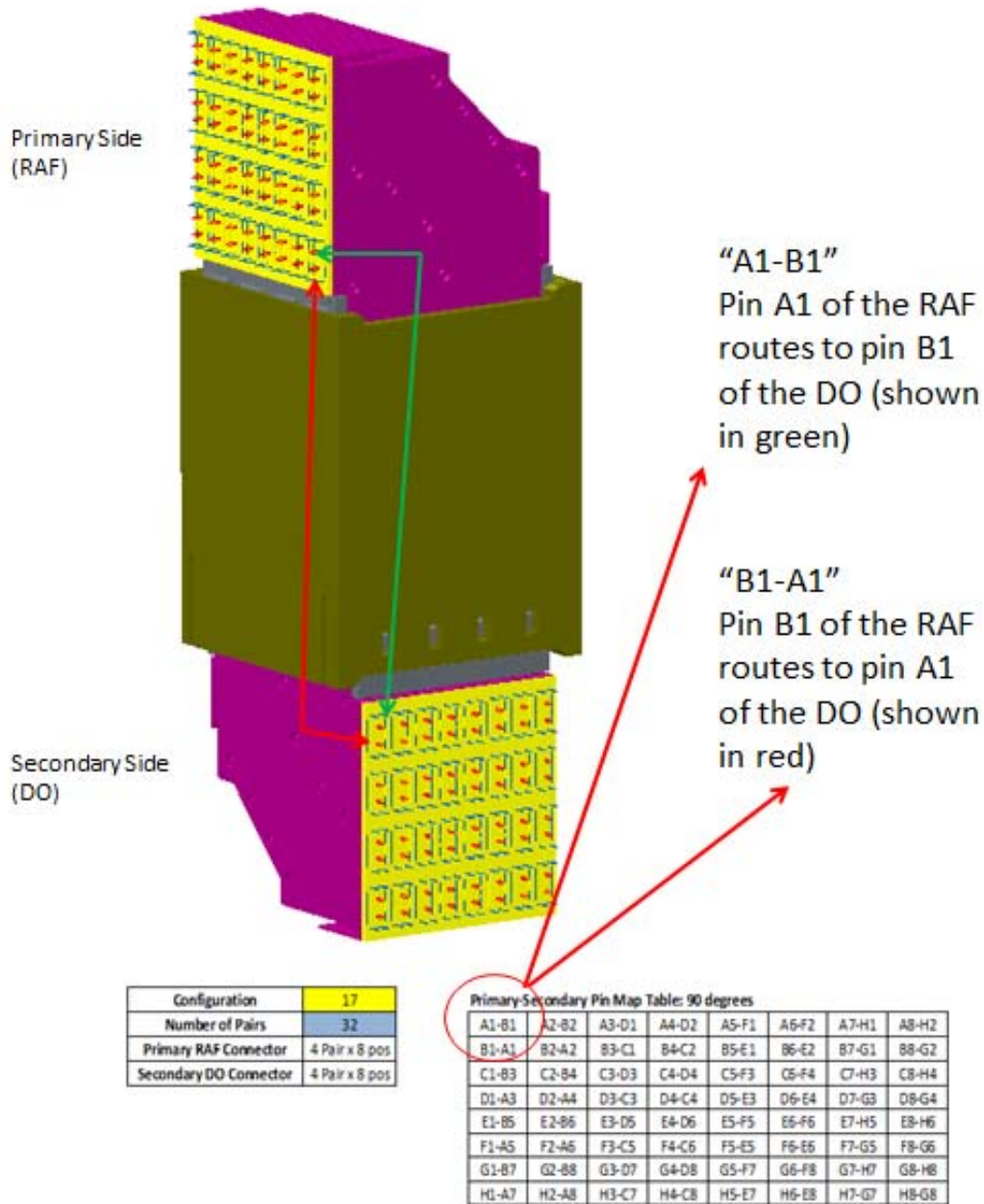
### 2.5 Pin Callouts for a 4 Pair Wafer

Pin callouts for a mated 90° orientation. Letters A-H stay the same across each row of the connector. The 2<sup>nd</sup> character corresponds to the wafer number in each column. Refer to Customer use prints of each family pair for complete information.



## 2.6 Pin Mapping Conventions

For each of the 49 possible Direct Ortho configurations (2pair thru 8pair with positions 4, 6, 8, 10, 12, 14 and 16), each of these can be orientated in either a 90° or 270° orientation, based upon customer architecture. The pin maps for all 98 possible combinations are provided in section 4.0. Below is an example of how to interpret the map designations and how this relates to the routing of the channels thru a 90° connector assembly for 1 differential pair.

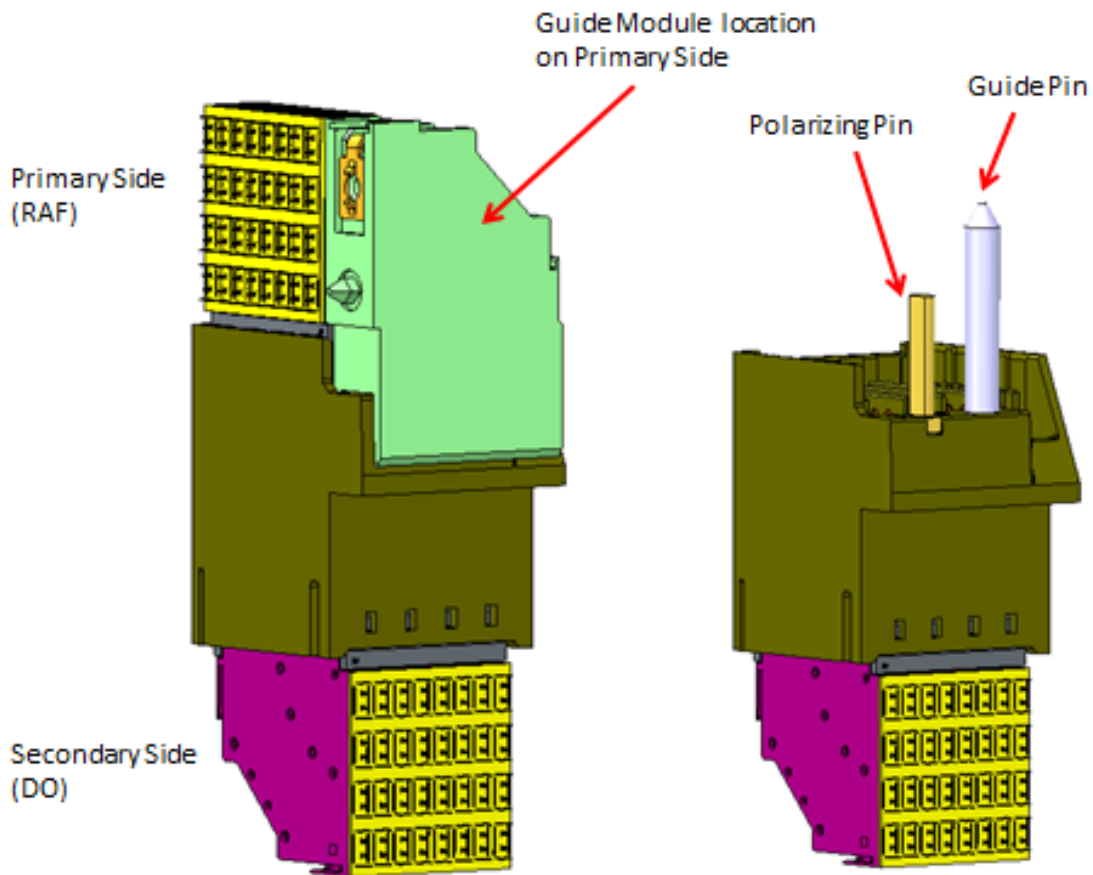




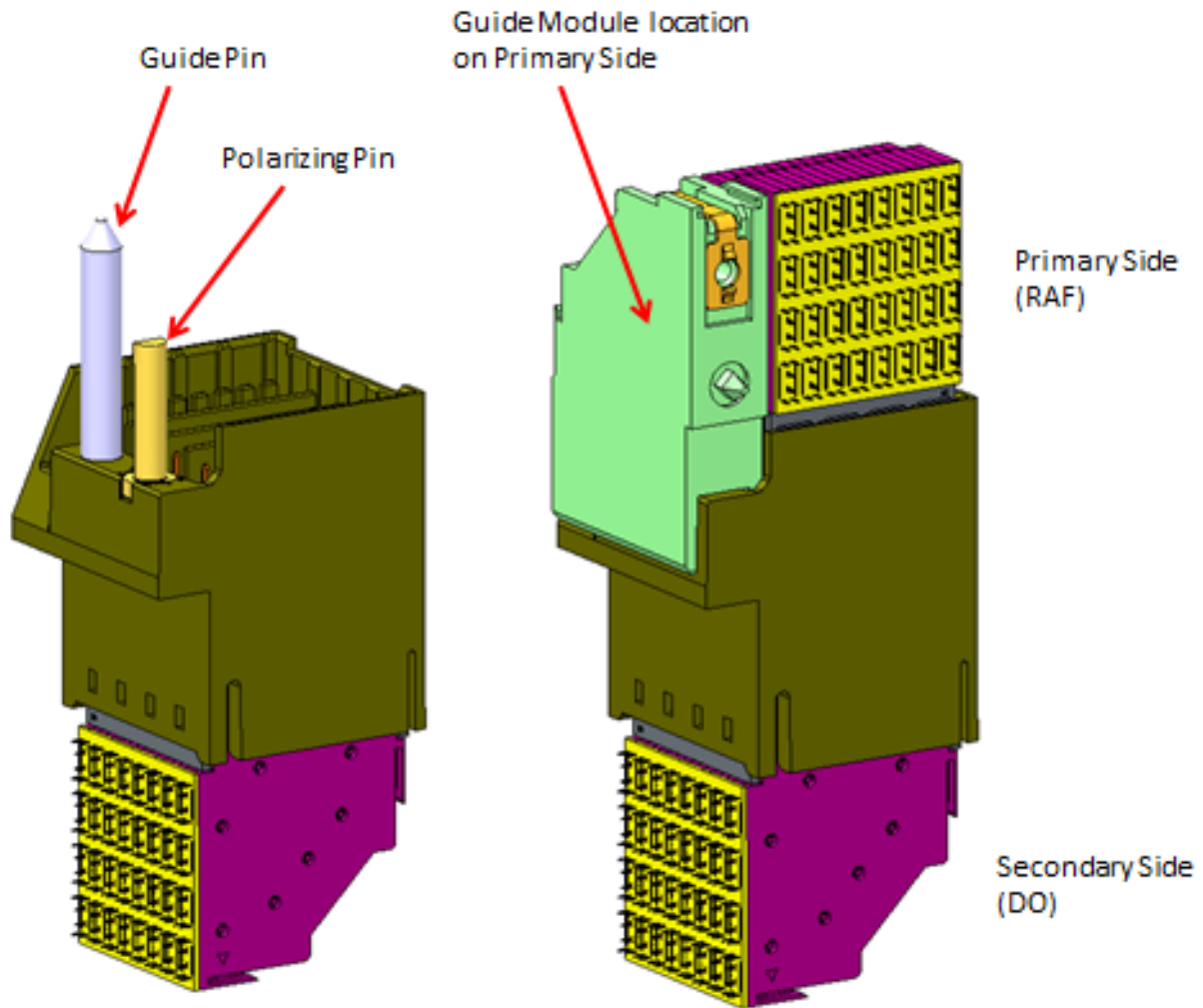
## 2.7 Integrated Guide Modules

In addition to the Double Wall module as shown on the previous pages, Integrated Guide Modules are also available. These types of components would be used when external guide pins cannot be used within the system architecture.

### 90° Orientation, with Integrated Guidance



## 270° Orientation, with Integrated Guidance



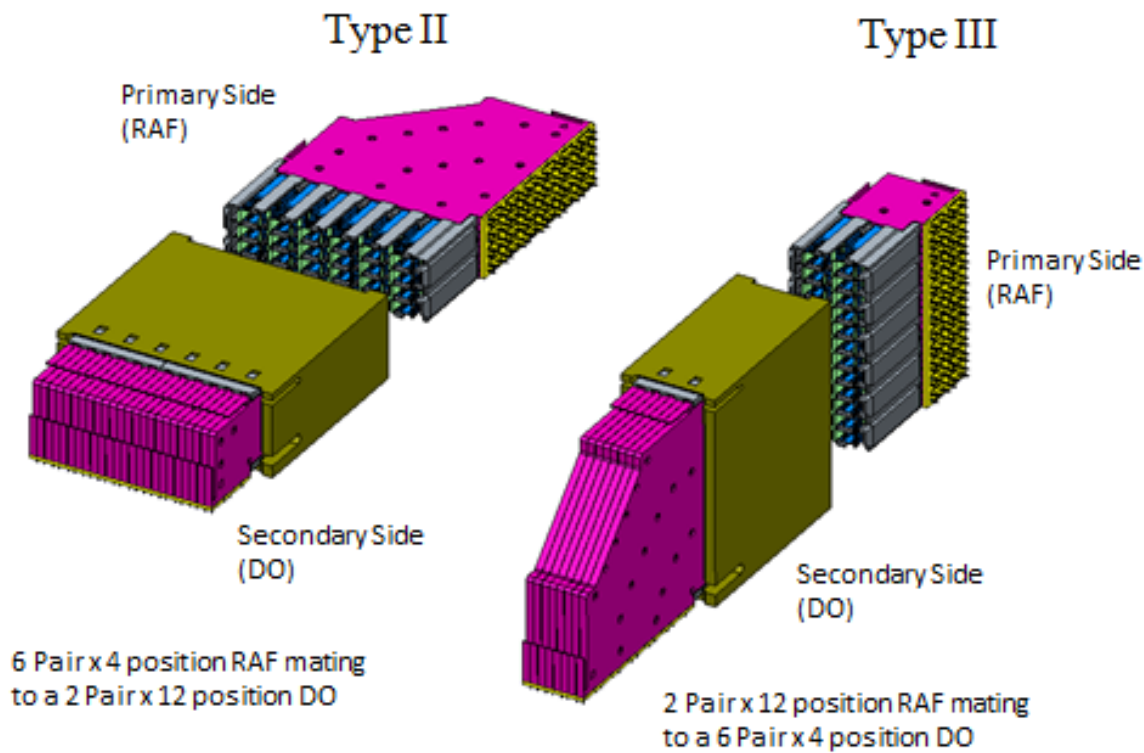
### 3.0 Configuration Selection Matrices

#### 3.1 Introduction

Since there are so many possible configurations of Paladin Direct Ortho, this section was created to help narrow the search, by using various selection criteria and matrices to get to the targeted connector design.

Typically, the number of differential pair is the primary criteria used by customers to choose a connector. There may be several options that meet this target number of differential pairs. Overall connector dimensions may be the next criteria to evaluate for the preferred design. Based on card pitch, air flow, available card edge, etc, there are a number of different styles to help meet the customer requirement. See the 3 types of connector sizes that may be chosen. In the diagram below, both examples are 24 differential pair, but with very different envelope dimensions.

- Type I Fairly square connectors on both halves (like the 4 pair x 8 position on previous pages)
- Type II Tall in height, less on primary side card edge mating to a short in height, longer on secondary side card edge
- Type III Short in height, longer on primary side card edge mating to a tall in height, less on secondary side card edge



### 3.2 Number of Differential Pair Selection Matrix

Use the matrix below to determine the number of differential pair for each configuration.

Choose the Direct Ortho Pair and Position in the light green headers. The number of Differential Pairs for that combination is in the intersecting box. For example, referring to the top right box in the matrix, the 8 pair x 4 position Direct Ortho has 32 Differential Pairs. The color legend represents the general connector shape (Type I, II or III). Note, there may be more than one option for a particular differential pair count.

	Direct Ortho 2 Pair	Direct Ortho 3 Pair	Direct Ortho 4 Pair	Direct Ortho 5 Pair	Direct Ortho 6 Pair	Direct Ortho 7 Pair	Direct Ortho 8 Pair
Direct Ortho 4 Position	8	12	16	20	24	28	32
Direct Ortho 6 Position	12	18	24	30	36	42	48
Direct Ortho 8 Position	16	24	32	40	48	56	64
Direct Ortho 10 Position	20	30	40	50	60	70	80
Direct Ortho 12 Position	24	36	48	60	72	84	96
Direct Ortho 14 Position	28	42	56	70	84	98	112
Direct Ortho 16 Position	32	48	64	80	96	112	128

- Type I** Square configuration for both Primary and Secondary Side
- Type II** Tall in Height, Less on Primary Side card edge mating to a Short in Height, Longer on Secondary Side card edge
- Type III** Short in Height, Longer on Primary Side card edge mating to a Tall in Height, Less on Secondary Side card edge

### 3.3 Configuration X-Reference Matrix

Use the matrix below to determine which RAF configuration mates to the Direct Attach.

Choose the Direct Ortho Pair and Position in the light green headers. The mating RAF configuration is in the intersecting box. For example, referring to the top right box in the matrix, the 8 pair x 4 position Direct Ortho mates to a 2 Pair x 16 Position RAF.

	Direct Ortho 2 Pair	Direct Ortho 3 Pair	Direct Ortho 4 Pair	Direct Ortho 5 Pair	Direct Ortho 6 Pair	Direct Ortho 7 Pair	Direct Ortho 8 Pair
Direct Ortho 4 Position	2 pair x 4 pos	2 pair x 6 pos	2 pair x 8 pos	2 pair x 10 pos	2 pair x 12 pos	2 pair x 14 pos	2 pair x 16 pos
Direct Ortho 6 Position	3 pair x 4 pos	3 pair x 6 pos	3 pair x 8 pos	3 pair x 10 pos	3 pair x 12 pos	3 pair x 14 pos	3 pair x 16 pos
Direct Ortho 8 Position	4 pair x 4 pos	4 pair x 6 pos	4 pair x 8 pos	4 pair x 10 pos	4 pair x 12 pos	4 pair x 14 pos	4 pair x 16 pos
Direct Ortho 10 Position	5 pair x 4 pos	5 pair x 6 pos	5 pair x 8 pos	5 pair x 10 pos	5 pair x 12 pos	5 pair x 14 pos	5 pair x 16 pos
Direct Ortho 12 Position	6 pair x 4 pos	6 pair x 6 pos	6 pair x 8 pos	6 pair x 10 pos	6 pair x 12 pos	6 pair x 14 pos	6 pair x 16 pos
Direct Ortho 14 Position	7 pair x 4 pos	7 pair x 6 pos	7 pair x 8 pos	7 pair x 10 pos	7 pair x 12 pos	7 pair x 14 pos	7 pair x 16 pos
Direct Ortho 16 Position	8 pair x 4 pos	8 pair x 6 pos	8 pair x 8 pos	8 pair x 10 pos	8 pair x 12 pos	8 pair x 14 pos	8 pair x 16 pos

- Type I** Square configuration for both Primary and Secondary Side
- Type II** Tall in Height, Less on Primary Side card edge mating to a Short in Height, Longer on Secondary Side card edge
- Type III** Short in Height, Longer on Primary Side card edge mating to a Tall in Height, Less on Secondary Side card edge

## 3.4 Configuration Number Matrix

Configuration	Pairs	Primary Side RAF	Secondary Side DO
1	8	2 Pair x 4 pos	2 Pair x 4 pos
2	12	3 Pair x 4 pos	2 Pair x 6 pos
3	16	4 Pair x 4 pos	2 Pair x 8 pos
4	20	5 Pair x 4 pos	2 Pair x 10 pos
5	24	6 Pair x 4 pos	2 Pair x 12 pos
6	28	7 Pair x 4 pos	2 Pair x 14 pos
7	32	8 Pair x 4 pos	2 Pair x 16 pos
8	12	2 Pair x 6 pos	3 Pair x 4 pos
9	18	3 Pair x 6 pos	3 Pair x 6 pos
10	24	4 Pair x 6 pos	3 Pair x 8 pos
11	30	5 Pair x 6 pos	3 Pair x 10 pos
12	36	6 Pair x 6 pos	3 Pair x 12 pos
13	42	7 Pair x 6 pos	3 Pair x 14 pos
14	48	8 Pair x 6 pos	3 Pair x 16 pos
15	16	2 Pair x 8 pos	4 Pair x 4 pos
16	24	3 Pair x 8 pos	4 Pair x 6 pos
17	32	4 Pair x 8 pos	4 Pair x 8 pos
18	40	5 Pair x 8 pos	4 Pair x 10 pos
19	48	6 Pair x 8 pos	4 Pair x 12 pos
20	56	7 Pair x 8 pos	4 Pair x 14 pos
21	64	8 Pair x 8 pos	4 Pair x 16 pos
22	20	2 Pair x 10 pos	5 Pair x 4 pos
23	30	3 Pair x 10 pos	5 Pair x 6 pos
24	40	4 Pair x 10 pos	5 Pair x 8 pos
25	50	5 Pair x 10 pos	5 Pair x 10 pos
26	60	6 Pair x 10 pos	5 Pair x 12 pos
27	70	7 Pair x 10 pos	5 Pair x 14 pos
28	80	8 Pair x 10 pos	5 Pair x 16 pos
29	24	2 Pair x 12 pos	6 Pair x 4 pos
30	36	3 Pair x 12 pos	6 Pair x 6 pos
31	48	4 Pair x 12 pos	6 Pair x 8 pos
32	60	5 Pair x 12 pos	6 Pair x 10 pos
33	72	6 Pair x 12 pos	6 Pair x 12 pos
34	84	7 Pair x 12 pos	6 Pair x 14 pos
35	96	8 Pair x 12 pos	6 Pair x 16 pos
36	28	2 Pair x 14 pos	7 Pair x 4 pos
37	42	3 Pair x 14 pos	7 Pair x 6 pos
38	56	4 Pair x 14 pos	7 Pair x 8 pos
39	70	5 Pair x 14 pos	7 Pair x 10 pos
40	84	6 Pair x 14 pos	7 Pair x 12 pos
41	98	7 Pair x 14 pos	7 Pair x 14 pos
42	112	8 Pair x 14 pos	7 Pair x 16 pos
43	32	2 Pair x 16 pos	8 Pair x 4 pos
44	48	3 Pair x 16 pos	8 Pair x 6 pos
45	64	4 Pair x 16 pos	8 Pair x 8 pos
46	80	5 Pair x 16 pos	8 Pair x 10 pos
47	96	6 Pair x 16 pos	8 Pair x 12 pos
48	112	7 Pair x 16 pos	8 Pair x 14 pos
49	128	8 Pair x 16 pos	8 Pair x 16 pos

## 4.0 Pin Maps

On the next 49 pages are the pin maps for Paladin Direct Ortho, in order by the Configuration number (yellow field).

Configuration	1
Number of Pairs	8
Primary RAF Connector	2 Pair x 4 pos
Secondary DO Connector	2 Pair x 4 pos

Primary-Secondary Pin Map Table: 90 degrees

A1-B1	A2-B2	A3-D1	A4-D2
B1-A1	B2-A2	B3-C1	B4-C2
C1-B3	C2-B4	C3-D3	C4-D4
D1-A3	D2-A4	D3-C3	D4-C4

Primary-Secondary Pin Map Table: 270 degrees

A1-C4	A2-C3	A3-A4	A4-A3
B1-D4	B2-D3	B3-B4	B4-B3
C1-C2	C2-C1	C3-A2	C4-A1
D1-D2	D2-D1	D3-B2	D4-B1

<b>Configuration</b>	<b>2</b>
<b>Number of Pairs</b>	<b>12</b>
<b>Primary RAF Connector</b>	3 Pair x 4 pos
<b>Secondary DO Connector</b>	2 Pair x 6 pos

**Primary-Secondary Pin Map Table: 90 degrees**

A1-B1	A2-B2	A3-D1	A4-D2
B1-A1	B2-A2	B3-C1	B4-C2
C1-B3	C2-B4	C3-D3	C4-D4
D1-A3	D2-A4	D3-C3	D4-C4
E1-B5	E2-B6	E3-D5	E4-D6
F1-A5	F2-A6	F3-C5	F4-C6

**Primary-Secondary Pin Map Table: 270 degrees**

A1-C6	A2-C5	A3-A6	A4-A5
B1-D6	B2-D5	B3-B6	B4-B5
C1-C4	C2-C3	C3-A4	C4-A3
D1-D4	D2-D3	D3-B4	D4-B3
E1-C2	E2-C1	E3-A2	E4-A1
F1-D2	F2-D1	F3-B2	F4-B1



<b>Configuration</b>	3
<b>Number of Pairs</b>	16
<b>Primary RAF Connector</b>	4 Pair x 4 pos
<b>Secondary DO Connector</b>	2 Pair x 8 pos

**Primary-Secondary Pin Map Table: 90 degrees**

A1-B1	A2-B2	A3-D1	A4-D2
B1-A1	B2-A2	B3-C1	B4-C2
C1-B3	C2-B4	C3-D3	C4-D4
D1-A3	D2-A4	D3-C3	D4-C4
E1-B5	E2-B6	E3-D5	E4-D6
F1-A5	F2-A6	F3-C5	F4-C6
G1-B7	G2-B8	G3-D7	G4-D8
H1-A7	H2-A8	H3-C7	H4-C8

**Primary-Secondary Pin Map Table: 270 degrees**

A1-C8	A2-C7	A3-A8	A4-A7
B1-D8	B2-D7	B3-B8	B4-B7
C1-C6	C2-C5	C3-A6	C4-A5
D1-D6	D2-D5	D3-B6	D4-B5
E1-C4	E2-C3	E3-A4	E4-A3
F1-D4	F2-D3	F3-B4	F4-B3
G1-C2	G2-C1	G3-A2	G4-A1
H1-D2	H2-D1	H3-B2	H4-B1

<b>Configuration</b>	<b>4</b>
<b>Number of Pairs</b>	<b>20</b>
<b>Primary RAF Connector</b>	5 Pair x 4 pos
<b>Secondary DO Connector</b>	2 Pair x 10 pos

**Primary-Secondary Pin Map Table: 90 degrees**

A1-B1	A2-B2	A3-D1	A4-D2
B1-A1	B2-A2	B3-C1	B4-C2
C1-B3	C2-B4	C3-D3	C4-D4
D1-A3	D2-A4	D3-C3	D4-C4
E1-B5	E2-B6	E3-D5	E4-D6
F1-A5	F2-A6	F3-C5	F4-C6
G1-B7	G2-B8	G3-D7	G4-D8
H1-A7	H2-A8	H3-C7	H4-C8
J1-B9	J2-B10	J3-D9	J4-D10
K1-A9	K2-A10	K3-C9	K4-C10

**Primary-Secondary Pin Map Table: 270 degrees**

A1-C10	A2-C9	A3-A10	A4-A9
B1-D10	B2-D9	B3-B10	B4-B9
C1-C8	C2-C7	C3-A8	C4-A7
D1-D8	D2-D7	D3-B8	D4-B7
E1-C6	E2-C5	E3-A6	E4-A5
F1-D6	F2-D5	F3-B6	F4-B5
G1-C4	G2-C3	G3-A4	G4-A3
H1-D4	H2-D3	H3-B4	H4-B3
J1-C2	J2-C1	J3-A2	J4-A1
K1-D2	K2-D1	K3-B2	K4-B1

Configuration	5
Number of Pairs	24
Primary RAF Connector	6 Pair x 4 pos
Secondary DO Connector	2 Pair x 12 pos

Primary-Secondary Pin Map Table: 90 degrees

A1-B1	A2-B2	A3-D1	A4-D2
B1-A1	B2-A2	B3-C1	B4-C2
C1-B3	C2-B4	C3-D3	C4-D4
D1-A3	D2-A4	D3-C3	D4-C4
E1-B5	E2-B6	E3-D5	E4-D6
F1-A5	F2-A6	F3-C5	F4-C6
G1-B7	G2-B8	G3-D7	G4-D8
H1-A7	H2-A8	H3-C7	H4-C8
J1-B9	J2-B10	J3-D9	J4-D10
K1-A9	K2-A10	K3-C9	K4-C10
L1-B11	L2-B12	L3-D11	L4-D12
M1-A11	M2-A12	M3-C11	M4-C12

Primary-Secondary Pin Map Table: 270 degrees

A1-C12	A2-C11	A3-A12	A4-A11
B1-D12	B2-D11	B3-B12	B4-B11
C1-C10	C2-C9	C3-A10	C4-A9
D1-D10	D2-D9	D3-B10	D4-B9
E1-C8	E2-C7	E3-A8	E4-A7
F1-D8	F2-D7	F3-B8	F4-B7
G1-C6	G2-C5	G3-A6	G4-A5
H1-D6	H2-D5	H3-B6	H4-B5
J1-C4	J2-C3	J3-A4	J4-A3
K1-D4	K2-D3	K3-B4	K4-B3
L1-C2	L2-C1	L3-A2	L4-A1
M1-D2	M2-D1	M3-B2	M4-B1

Configuration	6
Number of Pairs	28
Primary RAF Connector	7 Pair x 4 pos
Secondary DO Connector	2 Pair x 14 pos

Primary-Secondary Pin Map Table: 90 degrees

A1-B1	A2-B2	A3-D1	A4-D2
B1-A1	B2-A2	B3-C1	B4-C2
C1-B3	C2-B4	C3-D3	C4-D4
D1-A3	D2-A4	D3-C3	D4-C4
E1-B5	E2-B6	E3-D5	E4-D6
F1-A5	F2-A6	F3-C5	F4-C6
G1-B7	G2-B8	G3-D7	G4-D8
H1-A7	H2-A8	H3-C7	H4-C8
J1-B9	J2-B10	J3-D9	J4-D10
K1-A9	K2-A10	K3-C9	K4-C10
L1-B11	L2-B12	L3-D11	L4-D12
M1-A11	M2-A12	M3-C11	M4-C12
N1-B13	N2-B14	N3-D13	N4-D14
P1-A13	P2-A14	P3-C13	P4-C14

Primary-Secondary Pin Map Table: 270 degrees

A1-C14	A2-C13	A3-A14	A4-A13
B1-D14	B2-D13	B3-B14	B4-B13
C1-C12	C2-C11	C3-A12	C4-A11
D1-D12	D2-D11	D3-B12	D4-B11
E1-C10	E2-C9	E3-A10	E4-A9
F1-D10	F2-D9	F3-B10	F4-B9
G1-C8	G2-C7	G3-A8	G4-A7
H1-D8	H2-D7	H3-B8	H4-B7
J1-C6	J2-C5	J3-A6	J4-A5
K1-D6	K2-D5	K3-B6	K4-B5
L1-C4	L2-C3	L3-A4	L4-A3
M1-D4	M2-D3	M3-B4	M4-B3
N1-C2	N2-C1	N3-A2	N4-A1
P1-D2	P2-D1	P3-B2	P4-B1

Configuration	7
Number of Pairs	32
Primary RAF Connector	8 Pair x 4 pos
Secondary DO Connector	2 Pair x 16 pos

Primary-Secondary Pin Map Table: 90 degrees

A1-B1	A2-B2	A3-D1	A4-D2
B1-A1	B2-A2	B3-C1	B4-C2
C1-B3	C2-B4	C3-D3	C4-D4
D1-A3	D2-A4	D3-C3	D4-C4
E1-B5	E2-B6	E3-D5	E4-D6
F1-A5	F2-A6	F3-C5	F4-C6
G1-B7	G2-B8	G3-D7	G4-D8
H1-A7	H2-A8	H3-C7	H4-C8
J1-B9	J2-B10	J3-D9	J4-D10
K1-A9	K2-A10	K3-C9	K4-C10
L1-B11	L2-B12	L3-D11	L4-D12
M1-A11	M2-A12	M3-C11	M4-C12
N1-B13	N2-B14	N3-D13	N4-D14
P1-A13	P2-A14	P3-C13	P4-C14
Q1-B15	Q2-B16	Q3-D15	Q4-D16
R1-A15	R2-A16	R3-C15	R4-C16

Primary-Secondary Pin Map Table: 270 degrees

A1-C16	A2-C15	A3-A16	A4-A15
B1-D16	B2-D15	B3-B16	B4-B15
C1-C14	C2-C13	C3-A14	C4-A13
D1-D14	D2-D13	D3-B14	D4-B13
E1-C12	E2-C11	E3-A12	E4-A11
F1-D12	F2-D11	F3-B12	F4-B11
G1-C10	G2-C9	G3-A10	G4-A9
H1-D10	H2-D9	H3-B10	H4-B9
J1-C8	J2-C7	J3-A8	J4-A7
K1-D8	K2-D7	K3-B8	K4-B7
L1-C6	L2-C5	L3-A6	L4-A5
M1-D6	M2-D5	M3-B6	M4-B5
N1-C4	N2-C3	N3-A4	N4-A3
P1-D4	P2-D3	P3-B4	P4-B3
Q1-C2	Q2-C1	Q3-A2	Q4-A1
R1-D2	R2-D1	R3-B2	R4-B1

Configuration	8
Number of Pairs	12
Primary RAF Connector	2 Pair x 6 pos
Secondary DO Connector	3 Pair x 4 pos

**Primary-Secondary Pin Map Table: 90 degrees**

A1-B1	A2-B2	A3-D1	A4-D2	A5-F1	A6-F2
B1-A1	B2-A2	B3-C1	B4-C2	B5-E1	B6-E2
C1-B3	C2-B4	C3-D3	C4-D4	C5-F3	C6-F4
D1-A3	D2-A4	D3-C3	D4-C4	D5-E3	D6-E4

**Primary-Secondary Pin Map Table: 270 degrees**

A1-E4	A2-E3	A3-C4	A4-C3	A5-A4	A6-A3
B1-F4	B2-F3	B3-D4	B4-D3	B5-B4	B6-B3
C1-E2	C2-E1	C3-C2	C4-C1	C5-A2	C6-A1
D1-F2	D2-F1	D3-D2	D4-D1	D5-B2	D6-B1

<b>Configuration</b>	<b>9</b>
<b>Number of Pairs</b>	<b>18</b>
<b>Primary RAF Connector</b>	3 Pair x 6 pos
<b>Secondary DO Connector</b>	3 Pair x 6 pos

**Primary-Secondary Pin Map Table: 90 degrees**

A1-B1	A2-B2	A3-D1	A4-D2	A5-F1	A6-F2
B1-A1	B2-A2	B3-C1	B4-C2	B5-E1	B6-E2
C1-B3	C2-B4	C3-D3	C4-D4	C5-F3	C6-F4
D1-A3	D2-A4	D3-C3	D4-C4	D5-E3	D6-E4
E1-B5	E2-B6	E3-D5	E4-D6	E5-F5	E6-F6
F1-A5	F2-A6	F3-C5	F4-C6	F5-E5	F6-E6

**Primary-Secondary Pin Map Table: 270 degrees**

A1-E6	A2-E5	A3-C6	A4-C5	A5-A6	A6-A5
B1-F6	B2-F5	B3-D6	B4-D5	B5-B6	B6-B5
C1-E4	C2-E3	C3-C4	C4-C3	C5-A4	C6-A3
D1-F4	D2-F3	D3-D4	D4-D3	D5-B4	D6-B3
E1-E2	E2-E1	E3-C2	E4-C1	E5-A2	E6-A1
F1-F2	F2-F1	F3-D2	F4-D1	F5-B2	F6-B1

<b>Configuration</b>	<b>10</b>
<b>Number of Pairs</b>	<b>24</b>
<b>Primary RAF Connector</b>	4 Pair x 6 pos
<b>Secondary DO Connector</b>	3 Pair x 8 pos

**Primary-Secondary Pin Map Table: 90 degrees**

A1-B1	A2-B2	A3-D1	A4-D2	A5-F1	A6-F2
B1-A1	B2-A2	B3-C1	B4-C2	B5-E1	B6-E2
C1-B3	C2-B4	C3-D3	C4-D4	C5-F3	C6-F4
D1-A3	D2-A4	D3-C3	D4-C4	D5-E3	D6-E4
E1-B5	E2-B6	E3-D5	E4-D6	E5-F5	E6-F6
F1-A5	F2-A6	F3-C5	F4-C6	F5-E5	F6-E6
G1-B7	G2-B8	G3-D7	G4-D8	G5-F7	G6-F8
H1-A7	H2-A8	H3-C7	H4-C8	H5-E7	H6-E8

**Primary-Secondary Pin Map Table: 270 degrees**

A1-E8	A2-E7	A3-C8	A4-C7	A5-A8	A6-A7
B1-F8	B2-F7	B3-D8	B4-D7	B5-B8	B6-B7
C1-E6	C2-E5	C3-C6	C4-C5	C5-A6	C6-A5
D1-F6	D2-F5	D3-D6	D4-D5	D5-B6	D6-B5
E1-E4	E2-E3	E3-C4	E4-C3	E5-A4	E6-A3
F1-F4	F2-F3	F3-D4	F4-D3	F5-B4	F6-B3
G1-E2	G2-E1	G3-C2	G4-C1	G5-A2	G6-A1
H1-F2	H2-F1	H3-D2	H4-D1	H5-B2	H6-B1



<b>Configuration</b>	<b>11</b>
<b>Number of Pairs</b>	<b>30</b>
<b>Primary RAF Connector</b>	5 Pair x 6 pos
<b>Secondary DO Connector</b>	3 Pair x 10 pos

**Primary-Secondary Pin Map Table: 90 degrees**

A1-B1	A2-B2	A3-D1	A4-D2	A5-F1	A6-F2
B1-A1	B2-A2	B3-C1	B4-C2	B5-E1	B6-E2
C1-B3	C2-B4	C3-D3	C4-D4	C5-F3	C6-F4
D1-A3	D2-A4	D3-C3	D4-C4	D5-E3	D6-E4
E1-B5	E2-B6	E3-D5	E4-D6	E5-F5	E6-F6
F1-A5	F2-A6	F3-C5	F4-C6	F5-E5	F6-E6
G1-B7	G2-B8	G3-D7	G4-D8	G5-F7	G6-F8
H1-A7	H2-A8	H3-C7	H4-C8	H5-E7	H6-E8
J1-B9	J2-B10	J3-D9	J4-D10	J5-F9	J6-F10
K1-A9	K2-A10	K3-C9	K4-C10	K5-E9	K6-E10

**Primary-Secondary Pin Map Table: 270 degrees**

A1-E10	A2-E9	A3-C10	A4-C9	A5-A10	A6-A9
B1-F10	B2-F9	B3-D10	B4-D9	B5-B10	B6-B9
C1-E8	C2-E7	C3-C8	C4-C7	C5-A8	C6-A7
D1-F8	D2-F7	D3-D8	D4-D7	D5-B8	D6-B7
E1-E6	E2-E5	E3-C6	E4-C5	E5-A6	E6-A5
F1-F6	F2-F5	F3-D6	F4-D5	F5-B6	F6-B5
G1-E4	G2-E3	G3-C4	G4-C3	G5-A4	G6-A3
H1-F4	H2-F3	H3-D4	H4-D3	H5-B4	H6-B3
J1-E2	J2-E1	J3-C2	J4-C1	J5-A2	J6-A1
K1-F2	K2-F1	K3-D2	K4-D1	K5-B2	K6-B1

Configuration	12
Number of Pairs	36
Primary RAF Connector	6 Pair x 6 pos
Secondary DO Connector	3 Pair x 12 pos

**Primary-Secondary Pin Map Table: 90 degrees**

A1-B1	A2-B2	A3-D1	A4-D2	A5-F1	A6-F2
B1-A1	B2-A2	B3-C1	B4-C2	B5-E1	B6-E2
C1-B3	C2-B4	C3-D3	C4-D4	C5-F3	C6-F4
D1-A3	D2-A4	D3-C3	D4-C4	D5-E3	D6-E4
E1-B5	E2-B6	E3-D5	E4-D6	E5-F5	E6-F6
F1-A5	F2-A6	F3-C5	F4-C6	F5-E5	F6-E6
G1-B7	G2-B8	G3-D7	G4-D8	G5-F7	G6-F8
H1-A7	H2-A8	H3-C7	H4-C8	H5-E7	H6-E8
J1-B9	J2-B10	J3-D9	J4-D10	J5-F9	J6-F10
K1-A9	K2-A10	K3-C9	K4-C10	K5-E9	K6-E10
L1-B11	L2-B12	L3-D11	L4-D12	L5-F11	L6-F12
M1-A11	M2-A12	M3-C11	M4-C12	M5-E11	M6-E12

**Primary-Secondary Pin Map Table: 270 degrees**

A1-E12	A2-E11	A3-C12	A4-C11	A5-A12	A6-A11
B1-F12	B2-F11	B3-D12	B4-D11	B5-B12	B6-B11
C1-E10	C2-E9	C3-C10	C4-C9	C5-A10	C6-A9
D1-F10	D2-F9	D3-D10	D4-D9	D5-B10	D6-B9
E1-E8	E2-E7	E3-C8	E4-C7	E5-A8	E6-A7
F1-F8	F2-F7	F3-D8	F4-D7	F5-B8	F6-B7
G1-E6	G2-E5	G3-C6	G4-C5	G5-A6	G6-A5
H1-F6	H2-F5	H3-D6	H4-D5	H5-B6	H6-B5
J1-E4	J2-E3	J3-C4	J4-C3	J5-A4	J6-A3
K1-F4	K2-F3	K3-D4	K4-D3	K5-B4	K6-B3
L1-E2	L2-E1	L3-C2	L4-C1	L5-A2	L6-A1
M1-F2	M2-F1	M3-D2	M4-D1	M5-B2	M6-B1

<b>Configuration</b>	<b>13</b>
<b>Number of Pairs</b>	<b>42</b>
<b>Primary RAF Connector</b>	7 Pair x 6 pos
<b>Secondary DO Connector</b>	3 Pair x 14 pos

**Primary-Secondary Pin Map Table: 90 degrees**

A1-B1	A2-B2	A3-D1	A4-D2	A5-F1	A6-F2
B1-A1	B2-A2	B3-C1	B4-C2	B5-E1	B6-E2
C1-B3	C2-B4	C3-D3	C4-D4	C5-F3	C6-F4
D1-A3	D2-A4	D3-C3	D4-C4	D5-E3	D6-E4
E1-B5	E2-B6	E3-D5	E4-D6	E5-F5	E6-F6
F1-A5	F2-A6	F3-C5	F4-C6	F5-E5	F6-E6
G1-B7	G2-B8	G3-D7	G4-D8	G5-F7	G6-F8
H1-A7	H2-A8	H3-C7	H4-C8	H5-E7	H6-E8
J1-B9	J2-B10	J3-D9	J4-D10	J5-F9	J6-F10
K1-A9	K2-A10	K3-C9	K4-C10	K5-E9	K6-E10
L1-B11	L2-B12	L3-D11	L4-D12	L5-F11	L6-F12
M1-A11	M2-A12	M3-C11	M4-C12	M5-E11	M6-E12
N1-B13	N2-B14	N3-D13	N4-D14	N5-F13	N6-F14
P1-A13	P2-A14	P3-C13	P4-C14	P5-E13	P6-E14

**Primary-Secondary Pin Map Table: 270 degrees**

A1-E14	A2-E13	A3-C14	A4-C13	A5-A14	A6-A13
B1-F14	B2-F13	B3-D14	B4-D13	B5-B14	B6-B13
C1-E12	C2-E11	C3-C12	C4-C11	C5-A12	C6-A11
D1-F12	D2-F11	D3-D12	D4-D11	D5-B12	D6-B11
E1-E10	E2-E9	E3-C10	E4-C9	E5-A10	E6-A9
F1-F10	F2-F9	F3-D10	F4-D9	F5-B10	F6-B9
G1-E8	G2-E7	G3-C8	G4-C7	G5-A8	G6-A7
H1-F8	H2-F7	H3-D8	H4-D7	H5-B8	H6-B7
J1-E6	J2-E5	J3-C6	J4-C5	J5-A6	J6-A5
K1-F6	K2-F5	K3-D6	K4-D5	K5-B6	K6-B5
L1-E4	L2-E3	L3-C4	L4-C3	L5-A4	L6-A3
M1-F4	M2-F3	M3-D4	M4-D3	M5-B4	M6-B3
N1-E2	N2-E1	N3-C2	N4-C1	N5-A2	N6-A1
P1-F2	P2-F1	P3-D2	P4-D1	P5-B2	P6-B1

Configuration	14
Number of Pairs	48
Primary RAF Connector	8 Pair x 6 pos
Secondary DO Connector	3 Pair x 16 pos

**Primary-Secondary Pin Map Table: 90 degrees**

A1-B1	A2-B2	A3-D1	A4-D2	A5-F1	A6-F2
B1-A1	B2-A2	B3-C1	B4-C2	B5-E1	B6-E2
C1-B3	C2-B4	C3-D3	C4-D4	C5-F3	C6-F4
D1-A3	D2-A4	D3-C3	D4-C4	D5-E3	D6-E4
E1-B5	E2-B6	E3-D5	E4-D6	E5-F5	E6-F6
F1-A5	F2-A6	F3-C5	F4-C6	F5-E5	F6-E6
G1-B7	G2-B8	G3-D7	G4-D8	G5-F7	G6-F8
H1-A7	H2-A8	H3-C7	H4-C8	H5-E7	H6-E8
J1-B9	J2-B10	J3-D9	J4-D10	J5-F9	J6-F10
K1-A9	K2-A10	K3-C9	K4-C10	K5-E9	K6-E10
L1-B11	L2-B12	L3-D11	L4-D12	L5-F11	L6-F12
M1-A11	M2-A12	M3-C11	M4-C12	M5-E11	M6-E12
N1-B13	N2-B14	N3-D13	N4-D14	N5-F13	N6-F14
P1-A13	P2-A14	P3-C13	P4-C14	P5-E13	P6-F14
Q1-B15	Q2-B16	Q3-D15	Q4-D16	Q5-F15	Q6-F16
R1-A15	R2-A16	R3-C15	R4-C16	R5-E15	R6-E16

**Primary-Secondary Pin Map Table: 270 degrees**

A1-E16	A2-E15	A3-C16	A4-C15	A5-A16	A6-A15
B1-F16	B2-F15	B3-D16	B4-D15	B5-B16	B6-B15
C1-E14	C2-E13	C3-C14	C4-C13	C5-A14	C6-A13
D1-F14	D2-F13	D3-D14	D4-D13	D5-B14	D6-B13
E1-E12	E2-E11	E3-C12	E4-C11	E5-A12	E6-A11
F1-F12	F2-F11	F3-D12	F4-D11	F5-B12	F6-B11
G1-E10	G2-E9	G3-C10	G4-C9	G5-A10	G6-A9
H1-F10	H2-F9	H3-D10	H4-D9	H5-B10	H6-B9
J1-E8	J2-E7	J3-C8	J4-C7	J5-A8	J6-A7
K1-F8	K2-F7	K3-D8	K4-D7	K5-B8	K6-B7
L1-E6	L2-E5	L3-C6	L4-C5	L5-A6	L6-A5
M1-F6	M2-F5	M3-D6	M4-D5	M5-B6	M6-B5
N1-E4	N2-E3	N3-C4	N4-C3	N5-A4	N6-A3
P1-F4	P2-F3	P3-D4	P4-D3	P5-B4	P6-B3
Q1-E2	Q2-E1	Q3-C2	Q4-C1	Q5-A2	Q6-A1
R1-F2	R2-F1	R3-D2	R4-D1	R5-B2	R6-B1

Configuration	15
Number of Pairs	16
Primary RAF Connector	2 Pair x 8 pos
Secondary DO Connector	4 Pair x 4 pos

**Primary-Secondary Pin Map Table: 90 degrees**

A1-B1	A2-B2	A3-D1	A4-D2	A5-F1	A6-F2	A7-H1	A8-H2
B1-A1	B2-A2	B3-C1	B4-C2	B5-E1	B6-E2	B7-G1	B8-G2
C1-B3	C2-B4	C3-D3	C4-D4	C5-F3	C6-F4	C7-H3	C8-H4
D1-A3	D2-A4	D3-C3	D4-C4	D5-E3	D6-E4	D7-G3	D8-G4

**Primary-Secondary Pin Map Table: 270 degrees**

A1-G4	A2-G3	A3-E4	A4-E3	A5-C4	A6-C3	A7-A4	A8-A3
B1-H4	B2-H3	B3-F4	B4-F3	B5-D4	B6-D3	B7-B4	B8-B3
C1-G2	C2-G1	C3-E2	C4-E1	C5-C2	C6-C1	C7-A2	C8-A1
D1-H2	D2-H1	D3-F2	D4-F1	D5-D2	D6-D1	D7-B2	D8-B1

Configuration	16
Number of Pairs	24
Primary RAF Connector	3 Pair x 8 pos
Secondary DO Connector	4 Pair x 6 pos

**Primary-Secondary Pin Map Table: 90 degrees**

A1-B1	A2-B2	A3-D1	A4-D2	A5-F1	A6-F2	A7-H1	A8-H2
B1-A1	B2-A2	B3-C1	B4-C2	B5-E1	B6-E2	B7-G1	B8-G2
C1-B3	C2-B4	C3-D3	C4-D4	C5-F3	C6-F4	C7-H3	C8-H4
D1-A3	D2-A4	D3-C3	D4-C4	D5-E3	D6-E4	D7-G3	D8-G4
E1-B5	E2-B6	E3-D5	E4-D6	E5-F5	E6-F6	E7-H5	E8-H6
F1-A5	F2-A6	F3-C5	F4-C6	F5-E5	F6-E6	F7-G5	F8-G6

**Primary-Secondary Pin Map Table: 270 degrees**

A1-G6	A2-G5	A3-E6	A4-E5	A5-C6	A6-C5	A7-A6	A8-A5
B1-H6	B2-H5	B3-F6	B4-F5	B5-D6	B6-D5	B7-B6	B8-B5
C1-G4	C2-G3	C3-E4	C4-E3	C5-C4	C6-C3	C7-A4	C8-A3
D1-H4	D2-H3	D3-F4	D4-F3	D5-D4	D6-D3	D7-B4	D8-B3
E1-G2	E2-G1	E3-E2	E4-E1	E5-C2	E6-C1	E7-A2	E8-A1
F1-H2	F2-H1	F3-F2	F4-F1	F5-D2	F6-D1	F7-B2	F8-B1

<b>Configuration</b>	17
<b>Number of Pairs</b>	32
<b>Primary RAF Connector</b>	4 Pair x 8 pos
<b>Secondary DO Connector</b>	4 Pair x 8 pos

**Primary-Secondary Pin Map Table: 90 degrees**

A1-B1	A2-B2	A3-D1	A4-D2	A5-F1	A6-F2	A7-H1	A8-H2
B1-A1	B2-A2	B3-C1	B4-C2	B5-E1	B6-E2	B7-G1	B8-G2
C1-B3	C2-B4	C3-D3	C4-D4	C5-F3	C6-F4	C7-H3	C8-H4
D1-A3	D2-A4	D3-C3	D4-C4	D5-E3	D6-E4	D7-G3	D8-G4
E1-B5	E2-B6	E3-D5	E4-D6	E5-F5	E6-F6	E7-H5	E8-H6
F1-A5	F2-A6	F3-C5	F4-C6	F5-E5	F6-E6	F7-G5	F8-G6
G1-B7	G2-B8	G3-D7	G4-D8	G5-F7	G6-F8	G7-H7	G8-H8
H1-A7	H2-A8	H3-C7	H4-C8	H5-E7	H6-E8	H7-G7	H8-G8

**Primary-Secondary Pin Map Table: 270 degrees**

A1-G8	A2-G7	A3-E8	A4-E7	A5-C8	A6-C7	A7-A8	A8-A7
B1-H8	B2-H7	B3-F8	B4-F7	B5-D8	B6-D7	B7-B8	B8-B7
C1-G6	C2-G5	C3-E6	C4-E5	C5-C6	C6-C5	C7-A6	C8-A5
D1-H6	D2-H5	D3-F6	D4-F5	D5-D6	D6-D5	D7-B6	D8-B5
E1-G4	E2-G3	E3-E4	E4-E3	E5-C4	E6-C3	E7-A4	E8-A3
F1-H4	F2-H3	F3-F4	F4-F3	F5-D4	F6-D3	F7-B4	F8-B3
G1-G2	G2-G1	G3-E2	G4-E1	G5-C2	G6-C1	G7-A2	G8-A1
H1-H2	H2-H1	H3-F2	H4-F1	H5-D2	H6-D1	H7-B2	H8-B1

Configuration	18
Number of Pairs	40
Primary RAF Connector	5 Pair x 8 pos
Secondary DO Connector	4 Pair x 10 pos

Primary-Secondary Pin Map Table: 90 degrees

A1-B1	A2-B2	A3-D1	A4-D2	A5-F1	A6-F2	A7-H1	A8-H2
B1-A1	B2-A2	B3-C1	B4-C2	B5-E1	B6-E2	B7-G1	B8-G2
C1-B3	C2-B4	C3-D3	C4-D4	C5-F3	C6-F4	C7-H3	C8-H4
D1-A3	D2-A4	D3-C3	D4-C4	D5-E3	D6-E4	D7-G3	D8-G4
E1-B5	E2-B6	E3-D5	E4-D6	E5-F5	E6-F6	E7-H5	E8-H6
F1-A5	F2-A6	F3-C5	F4-C6	F5-E5	F6-E6	F7-G5	F8-G6
G1-B7	G2-B8	G3-D7	G4-D8	G5-F7	G6-F8	G7-H7	G8-H8
H1-A7	H2-A8	H3-C7	H4-C8	H5-E7	H6-E8	H7-G7	H8-G8
J1-B9	J2-B10	J3-D9	J4-D10	J5-F9	J6-F10	J7-H9	J8-H10
K1-A9	K2-A10	K3-C9	K4-C10	K5-E9	K6-E10	K7-G9	K8-G10

Primary-Secondary Pin Map Table: 270 degrees

A1-G10	A2-G9	A3-E10	A4-E9	A5-C10	A6-C9	A7-A10	A8-A9
B1-H10	B2-H9	B3-F10	B4-F9	B5-D10	B6-D9	B7-B10	B8-B9
C1-G8	C2-G7	C3-E8	C4-E7	C5-C8	C6-C7	C7-A8	C8-A7
D1-H8	D2-H7	D3-F8	D4-F7	D5-D8	D6-D7	D7-B8	D8-B7
E1-G6	E2-G5	E3-E6	E4-E5	E5-C6	E6-C5	E7-A6	E8-A5
F1-H6	F2-H5	F3-F6	F4-F5	F5-D6	F6-D5	F7-B6	F8-B5
G1-G4	G2-G3	G3-E4	G4-E3	G5-C4	G6-C3	G7-A4	G8-A3
H1-H4	H2-H3	H3-F4	H4-F3	H5-D4	H6-D3	H7-B4	H8-B3
J1-G2	J2-G1	J3-E2	J4-E1	J5-C2	J6-C1	J7-A2	J8-A1
K1-H2	K2-H1	K3-F2	K4-F1	K5-D2	K6-D1	K7-B2	K8-B1



Configuration	19
Number of Pairs	48
Primary RAF Connector	6 Pair x 8 pos
Secondary DO Connector	4 Pair x 12 pos

Primary-Secondary Pin Map Table: 90 degrees

A1-B1	A2-B2	A3-D1	A4-D2	A5-F1	A6-F2	A7-H1	A8-H2
B1-A1	B2-A2	B3-C1	B4-C2	B5-E1	B6-E2	B7-G1	B8-G2
C1-B3	C2-B4	C3-D3	C4-D4	C5-F3	C6-F4	C7-H3	C8-H4
D1-A3	D2-A4	D3-C3	D4-C4	D5-E3	D6-E4	D7-G3	D8-G4
E1-B5	E2-B6	E3-D5	E4-D6	E5-F5	E6-F6	E7-H5	E8-H6
F1-A5	F2-A6	F3-C5	F4-C6	F5-E5	F6-E6	F7-G5	F8-G6
G1-B7	G2-B8	G3-D7	G4-D8	G5-F7	G6-F8	G7-H7	G8-H8
H1-A7	H2-A8	H3-C7	H4-C8	H5-E7	H6-E8	H7-G7	H8-G8
J1-B9	J2-B10	J3-D9	J4-D10	J5-F9	J6-F10	J7-H9	J8-H10
K1-A9	K2-A10	K3-C9	K4-C10	K5-E9	K6-E10	K7-G9	K8-G10
L1-B11	L2-B12	L3-D11	L4-D12	L5-F11	L6-F12	L7-H11	L8-H12
M1-A11	M2-A12	M3-C11	M4-C12	M5-E11	M6-E12	M7-G11	M8-G12

Primary-Secondary Pin Map Table: 270 degrees

A1-G12	A2-G11	A3-E12	A4-E11	A5-C12	A6-C11	A7-A12	A8-A11
B1-H12	B2-H11	B3-F12	B4-F11	B5-D12	B6-D11	B7-B12	B8-B11
C1-G10	C2-G9	C3-E10	C4-E9	C5-C10	C6-C9	C7-A10	C8-A9
D1-H10	D2-H9	D3-F10	D4-F9	D5-D10	D6-D9	D7-B10	D8-B9
E1-G8	E2-G7	E3-E8	E4-E7	E5-C8	E6-C7	E7-A8	E8-A7
F1-H8	F2-H7	F3-F8	F4-F7	F5-D8	F6-D7	F7-B8	F8-B7
G1-G6	G2-G5	G3-E6	G4-E5	G5-C6	G6-C5	G7-A6	G8-A5
H1-H6	H2-H5	H3-F6	H4-F5	H5-D6	H6-D5	H7-B6	H8-B5
J1-G4	J2-G3	J3-E4	J4-E3	J5-C4	J6-C3	J7-A4	J8-A3
K1-H4	K2-H3	K3-F4	K4-F3	K5-D4	K6-D3	K7-B4	K8-B3
L1-G2	L2-G1	L3-E2	L4-E1	L5-C2	L6-C1	L7-A2	L8-A1
M1-H2	M2-H1	M3-F2	M4-F1	M5-D2	M6-D1	M7-B2	M8-B1

Configuration	20
Number of Pairs	56
Primary RAF Connector	7 Pair x 8 pos
Secondary DO Connector	4 Pair x 14 pos

**Primary-Secondary Pin Map Table: 90 degrees**

A1-B1	A2-B2	A3-D1	A4-D2	A5-F1	A6-F2	A7-H1	A8-H2
B1-A1	B2-A2	B3-C1	B4-C2	B5-E1	B6-E2	B7-G1	B8-G2
C1-B3	C2-B4	C3-D3	C4-D4	C5-F3	C6-F4	C7-H3	C8-H4
D1-A3	D2-A4	D3-C3	D4-C4	D5-E3	D6-E4	D7-G3	D8-G4
E1-B5	E2-B6	E3-D5	E4-D6	E5-F5	E6-F6	E7-H5	E8-H6
F1-A5	F2-A6	F3-C5	F4-C6	F5-E5	F6-E6	F7-G5	F8-G6
G1-B7	G2-B8	G3-D7	G4-D8	G5-F7	G6-F8	G7-H7	G8-H8
H1-A7	H2-A8	H3-C7	H4-C8	H5-E7	H6-E8	H7-G7	H8-G8
J1-B9	J2-B10	J3-D9	J4-D10	J5-F9	J6-F10	J7-H9	J8-H10
K1-A9	K2-A10	K3-C9	K4-C10	K5-E9	K6-E10	K7-G9	K8-G10
L1-B11	L2-B12	L3-D11	L4-D12	L5-F11	L6-F12	L7-H11	L8-H12
M1-A11	M2-A12	M3-C11	M4-C12	M5-E11	M6-E12	M7-G11	M8-G12
N1-B13	N2-B14	N3-D13	N4-D14	N5-F13	N6-F14	N7-H13	N8-H14
P1-A13	P2-A14	P3-C13	P4-C14	P5-E13	P6-E14	P7-G13	P8-G14

**Primary-Secondary Pin Map Table: 270 degrees**

A1-G14	A2-G13	A3-E14	A4-E13	A5-C14	A6-C13	A7-A14	A8-A13
B1-H14	B2-H13	B3-F14	B4-F13	B5-D14	B6-D13	B7-B14	B8-B13
C1-G12	C2-G11	C3-E12	C4-E11	C5-C12	C6-C11	C7-A12	C8-A11
D1-H12	D2-H11	D3-F12	D4-F11	D5-D12	D6-D11	D7-B12	D8-B11
E1-G10	E2-G9	E3-E10	E4-E9	E5-C10	E6-C9	E7-A10	E8-A9
F1-H10	F2-H9	F3-F10	F4-F9	F5-D10	F6-D9	F7-B10	F8-B9
G1-G8	G2-G7	G3-E8	G4-E7	G5-C8	G6-C7	G7-A8	G8-A7
H1-H8	H2-H7	H3-F8	H4-F7	H5-D8	H6-D7	H7-B8	H8-B7
J1-G6	J2-G5	J3-E6	J4-E5	J5-C6	J6-C5	J7-A6	J8-A5
K1-H6	K2-H5	K3-F6	K4-F5	K5-D6	K6-D5	K7-B6	K8-B5
L1-G4	L2-G3	L3-E4	L4-E3	L5-C4	L6-C3	L7-A4	L8-A3
M1-H4	M2-H3	M3-F4	M4-F3	M5-D4	M6-D3	M7-B4	M8-B3
N1-G2	N2-G1	N3-E2	N4-E1	N5-C2	N6-C1	N7-A2	N8-A1
P1-H2	P2-H1	P3-F2	P4-F1	P5-D2	P6-D1	P7-B2	P8-B1

Configuration	21
Number of Pairs	64
Primary RAF Connector	8 Pair x 8 pos
Secondary DO Connector	4 Pair x 16 pos

Primary-Secondary Pin Map Table: 90 degrees

A1-B1	A2-B2	A3-D1	A4-D2	A5-F1	A6-F2	A7-H1	A8-H2
B1-A1	B2-A2	B3-C1	B4-C2	B5-E1	B6-E2	B7-G1	B8-G2
C1-B3	C2-B4	C3-D3	C4-D4	C5-F3	C6-F4	C7-H3	C8-H4
D1-A3	D2-A4	D3-C3	D4-C4	D5-E3	D6-E4	D7-G3	D8-G4
E1-B5	E2-B6	E3-D5	E4-D6	E5-F5	E6-F6	E7-H5	E8-H6
F1-A5	F2-A6	F3-C5	F4-C6	F5-E5	F6-E6	F7-G5	F8-G6
G1-B7	G2-B8	G3-D7	G4-D8	G5-F7	G6-F8	G7-H7	G8-H8
H1-A7	H2-A8	H3-C7	H4-C8	H5-E7	H6-E8	H7-G7	H8-G8
J1-B9	J2-B10	J3-D9	J4-D10	J5-F9	J6-F10	J7-H9	J8-H10
K1-A9	K2-A10	K3-C9	K4-C10	K5-E9	K6-E10	K7-G9	K8-G10
L1-B11	L2-B12	L3-D11	L4-D12	L5-F11	L6-F12	L7-H11	L8-H12
M1-A11	M2-A12	M3-C11	M4-C12	M5-E11	M6-E12	M7-G11	M8-G12
N1-B13	N2-B14	N3-D13	N4-D14	N5-F13	N6-F14	N7-H13	N8-H14
P1-A13	P2-A14	P3-C13	P4-C14	P5-E13	P6-E14	P7-G13	P8-G14
Q1-B15	Q2-B16	Q3-D15	Q4-D16	Q5-F15	Q6-F16	Q7-H15	Q8-H16
R1-A15	R2-A16	R3-C15	R4-C16	R5-E15	R6-E16	R7-G15	R8-G16

Primary-Secondary Pin Map Table: 270 degrees

A1-G16	A2-G15	A3-E16	A4-E15	A5-C16	A6-C15	A7-A16	A8-A15
B1-H16	B2-H15	B3-F16	B4-F15	B5-D16	B6-D15	B7-B16	B8-B15
C1-G14	C2-G13	C3-E14	C4-E13	C5-C14	C6-C13	C7-A14	C8-A13
D1-H14	D2-H13	D3-F14	D4-F13	D5-D14	D6-D13	D7-B14	D8-B13
E1-G12	E2-G11	E3-E12	E4-E11	E5-C12	E6-C11	E7-A12	E8-A11
F1-H12	F2-H11	F3-F12	F4-F11	F5-D12	F6-D11	F7-B12	F8-B11
G1-G10	G2-G9	G3-E10	G4-E9	G5-C10	G6-C9	G7-A10	G8-A9
H1-H10	H2-H9	H3-F10	H4-F9	H5-D10	H6-D9	H7-B10	H8-B9
J1-G8	J2-G7	J3-E8	J4-E7	J5-C8	J6-C7	J7-A8	J8-A7
K1-H8	K2-H7	K3-F8	K4-F7	K5-D8	K6-D7	K7-B8	K8-B7
L1-G6	L2-G5	L3-E6	L4-E5	L5-C6	L6-C5	L7-A6	L8-A5
M1-H6	M2-H5	M3-F6	M4-F5	M5-D6	M6-D5	M7-B6	M8-B5
N1-G4	N2-G3	N3-E4	N4-E3	N5-C4	N6-C3	N7-A4	N8-A3
P1-H4	P2-H3	P3-F4	P4-F3	P5-D4	P6-D3	P7-B4	P8-B3
Q1-G2	Q2-G1	Q3-E2	Q4-E1	Q5-C2	Q6-C1	Q7-A2	Q8-A1
R1-H2	R2-H1	R3-F2	R4-F1	R5-D2	R6-D1	R7-B2	R8-B1

Configuration	22
Number of Pairs	20
Primary RAF Connector	2 Pair x 10 pos
Secondary DO Connector	5 Pair x 4 pos

**Primary-Secondary Pin Map Table: 90 degrees**

A1-B1	A2-B2	A3-D1	A4-D2	A5-F1	A6-F2	A7-H1	A8-H2	A9-K1	A10-K2
B1-A1	B2-A2	B3-C1	B4-C2	B5-E1	B6-E2	B7-G1	B8-G2	B9-J1	B10-J2
C1-B3	C2-B4	C3-D3	C4-D4	C5-F3	C6-F4	C7-H3	C8-H4	C9-K3	C10-K4
D1-A3	D2-A4	D3-C3	D4-C4	D5-E3	D6-E4	D7-G3	D8-G4	D9-J3	D10-J4

**Primary-Secondary Pin Map Table: 270 degrees**

A1-J4	A2-J3	A3-G4	A4-G3	A5-E4	A6-E3	A7-C4	A8-C3	A9-A4	A10-A3
B1-K4	B2-K3	B3-H4	B4-H3	B5-F4	B6-F3	B7-D4	B8-D3	B9-B4	B10-B3
C1-J2	C2-J1	C3-G2	C4-G1	C5-E2	C6-E1	C7-C2	C8-C1	C9-A2	C10-A1
D1-K2	D2-K1	D3-H2	D4-H1	D5-F2	D6-F1	D7-D2	D8-D1	D9-B2	D10-B1

Configuration	23
Number of Pairs	30
Primary RAF Connector	3 Pair x 10 pos
Secondary DO Connector	5 Pair x 6 pos

**Primary-Secondary Pin Map Table: 90 degrees**

A1-B1	A2-B2	A3-D1	A4-D2	A5-F1	A6-F2	A7-H1	A8-H2	A9-K1	A10-K2
B1-A1	B2-A2	B3-C1	B4-C2	B5-E1	B6-E2	B7-G1	B8-G2	B9-J1	B10-J2
C1-B3	C2-B4	C3-D3	C4-D4	C5-F3	C6-F4	C7-H3	C8-H4	C9-K3	C10-K4
D1-A3	D2-A4	D3-C3	D4-C4	D5-E3	D6-E4	D7-G3	D8-G4	D9-J3	D10-J4
E1-B5	E2-B6	E3-D5	E4-D6	E5-F5	E6-F6	E7-H5	E8-H6	E9-K5	E10-K6
F1-A5	F2-A6	F3-C5	F4-C6	F5-E5	F6-E6	F7-G5	F8-G6	F9-J5	F10-J6

**Primary-Secondary Pin Map Table: 270 degrees**

A1-J6	A2-J5	A3-G6	A4-G5	A5-E6	A6-E5	A7-C6	A8-C5	A9-A6	A10-A5
B1-K6	B2-K5	B3-H6	B4-H5	B5-F6	B6-F5	B7-D6	B8-D5	B9-B6	B10-B5
C1-J4	C2-J3	C3-G4	C4-G3	C5-E4	C6-E3	C7-C4	C8-C3	C9-A4	C10-A3
D1-K4	D2-K3	D3-H4	D4-H3	D5-F4	D6-F3	D7-D4	D8-D3	D9-B4	D10-B3
E1-J2	E2-J1	E3-G2	E4-G1	E5-E2	E6-E1	E7-C2	E8-C1	E9-A2	E10-A1
F1-K2	F2-K1	F3-H2	F4-H1	F5-F2	F6-F1	F7-D2	F8-D1	F9-B2	F10-B1

Configuration	24
Number of Pairs	40
Primary RAF Connector	4 Pair x 10 pos
Secondary DO Connector	5 Pair x 8 pos

**Primary-Secondary Pin Map Table: 90 degrees**

A1-B1	A2-B2	A3-D1	A4-D2	A5-F1	A6-F2	A7-H1	A8-H2	A9-K1	A10-K2
B1-A1	B2-A2	B3-C1	B4-C2	B5-E1	B6-E2	B7-G1	B8-G2	B9-J1	B10-J2
C1-B3	C2-B4	C3-D3	C4-D4	C5-F3	C6-F4	C7-H3	C8-H4	C9-K3	C10-K4
D1-A3	D2-A4	D3-C3	D4-C4	D5-E3	D6-E4	D7-G3	D8-G4	D9-J3	D10-J4
E1-B5	E2-B6	E3-D5	E4-D6	E5-F5	E6-F6	E7-H5	E8-H6	E9-K5	E10-K6
F1-A5	F2-A6	F3-C5	F4-C6	F5-E5	F6-E6	F7-G5	F8-G6	F9-J5	F10-J6
G1-B7	G2-B8	G3-D7	G4-D8	G5-F7	G6-F8	G7-H7	G8-H8	G9-K7	G10-K8
H1-A7	H2-A8	H3-C7	H4-C8	H5-E7	H6-E8	H7-G7	H8-G8	H9-J7	H10-J8

**Primary-Secondary Pin Map Table: 270 degrees**

A1-J8	A2-J7	A3-G8	A4-G7	A5-E8	A6-E7	A7-C8	A8-C7	A9-A8	A10-A7
B1-K8	B2-K7	B3-H8	B4-H7	B5-F8	B6-F7	B7-D8	B8-D7	B9-B8	B10-B7
C1-J6	C2-J5	C3-G6	C4-G5	C5-E6	C6-E5	C7-C6	C8-C5	C9-A6	C10-A5
D1-K6	D2-K5	D3-H6	D4-H5	D5-F6	D6-F5	D7-D6	D8-D5	D9-B6	D10-B5
E1-J4	E2-J3	E3-G4	E4-G3	E5-E4	E6-E3	E7-C4	E8-C3	E9-A4	E10-A3
F1-K4	F2-K3	F3-H4	F4-H3	F5-F4	F6-F3	F7-D4	F8-D3	F9-B4	F10-B3
G1-J2	G2-J1	G3-G2	G4-G1	G5-E2	G6-E1	G7-C2	G8-C1	G9-A2	G10-A1
H1-K2	H2-K1	H3-H2	H4-H1	H5-F2	H6-F1	H7-D2	H8-D1	H9-B2	H10-B1

Configuration	25
Number of Pairs	50
Primary RAF Connector	5 Pair x 10 pos
Secondary DO Connector	5 Pair x 10 pos

**Primary-Secondary Pin Map Table: 90 degrees**

A1-B1	A2-B2	A3-D1	A4-D2	A5-F1	A6-F2	A7-H1	A8-H2	A9-K1	A10-K2
B1-A1	B2-A2	B3-C1	B4-C2	B5-E1	B6-E2	B7-G1	B8-G2	B9-J1	B10-J2
C1-B3	C2-B4	C3-D3	C4-D4	C5-F3	C6-F4	C7-H3	C8-H4	C9-K3	C10-K4
D1-A3	D2-A4	D3-C3	D4-C4	D5-E3	D6-E4	D7-G3	D8-G4	D9-J3	D10-J4
E1-B5	E2-B6	E3-D5	E4-D6	E5-F5	E6-F6	E7-H5	E8-H6	E9-K5	E10-K6
F1-A5	F2-A6	F3-C5	F4-C6	F5-E5	F6-E6	F7-G5	F8-G6	F9-J5	F10-J6
G1-B7	G2-B8	G3-D7	G4-D8	G5-F7	G6-F8	G7-H7	G8-H8	G9-K7	G10-K8
H1-A7	H2-A8	H3-C7	H4-C8	H5-E7	H6-E8	H7-G7	H8-G8	H9-J7	H10-J8
J1-B9	J2-B10	J3-D9	J4-D10	J5-F9	J6-F10	J7-H9	J8-H10	J9-K9	J10-K10
K1-A9	K2-A10	K3-C9	K4-C10	K5-E9	K6-E10	K7-G9	K8-G10	K9-J9	K10-J10

**Primary-Secondary Pin Map Table: 270 degrees**

A1-J10	A2-J9	A3-G10	A4-G9	A5-E10	A6-E9	A7-C10	A8-C9	A9-A10	A10-A9
B1-K10	B2-K9	B3-H10	B4-H9	B5-F10	B6-F9	B7-D10	B8-D9	B9-B10	B10-B9
C1-J8	C2-J7	C3-G8	C4-G7	C5-E8	C6-E7	C7-C8	C8-C7	C9-A8	C10-A7
D1-K8	D2-K7	D3-H8	D4-H7	D5-F8	D6-F7	D7-D8	D8-D7	D9-B8	D10-B7
E1-J6	E2-J5	E3-G6	E4-G5	E5-E6	E6-E5	E7-C6	E8-C5	E9-A6	E10-A5
F1-K6	F2-K5	F3-H6	F4-H5	F5-F6	F6-F5	F7-D6	F8-D5	F9-B6	F10-B5
G1-J4	G2-J3	G3-G4	G4-G3	G5-E4	G6-E3	G7-C4	G8-C3	G9-A4	G10-A3
H1-K4	H2-K3	H3-H4	H4-H3	H5-F4	H6-F3	H7-D4	H8-D3	H9-B4	H10-B3
J1-J2	J2-J1	J3-G2	J4-G1	J5-E2	J6-E1	J7-C2	J8-C1	J9-A2	J10-A1
K1-K2	K2-K1	K3-H2	K4-H1	K5-F2	K6-F1	K7-D2	K8-D1	K9-B2	K10-B1

Configuration	26
Number of Pairs	60
Primary RAF Connector	6 Pair x 10 pos
Secondary DO Connector	5 Pair x 12 pos

Primary-Secondary Pin Map Table: 90 degrees

A1-B1	A2-B2	A3-D1	A4-D2	A5-F1	A6-F2	A7-H1	A8-H2	A9-K1	A10-K2
B1-A1	B2-A2	B3-C1	B4-C2	B5-E1	B6-E2	B7-G1	B8-G2	B9-J1	B10-J2
C1-B3	C2-B4	C3-D3	C4-D4	C5-F3	C6-F4	C7-H3	C8-H4	C9-K3	C10-K4
D1-A3	D2-A4	D3-C3	D4-C4	D5-E3	D6-E4	D7-G3	D8-G4	D9-J3	D10-J4
E1-B5	E2-B6	E3-D5	E4-D6	E5-F5	E6-F6	E7-H5	E8-H6	E9-K5	E10-K6
F1-A5	F2-A6	F3-C5	F4-C6	F5-E5	F6-E6	F7-G5	F8-G6	F9-J5	F10-J6
G1-B7	G2-B8	G3-D7	G4-D8	G5-F7	G6-F8	G7-H7	G8-H8	G9-K7	G10-K8
H1-A7	H2-A8	H3-C7	H4-C8	H5-E7	H6-E8	H7-G7	H8-G8	H9-J7	H10-J8
J1-B9	J2-B10	J3-D9	J4-D10	J5-F9	J6-F10	J7-H9	J8-H10	J9-K9	J10-K10
K1-A9	K2-A10	K3-C9	K4-C10	K5-E9	K6-E10	K7-G9	K8-G10	K9-J9	K10-J10
L1-B11	L2-B12	L3-D11	L4-D12	L5-F11	L6-F12	L7-H11	L8-H12	L9-K11	L10-K12
M1-A11	M2-A12	M3-C11	M4-C12	M5-E11	M6-E12	M7-G11	M8-G12	M9-J11	M10-J12

Primary-Secondary Pin Map Table: 270 degrees

A1-J12	A2-J11	A3-G12	A4-G11	A5-E12	A6-E11	A7-C12	A8-C11	A9-A12	A10-A11
B1-K12	B2-K11	B3-H12	B4-H11	B5-F12	B6-F11	B7-D12	B8-D11	B9-B12	B10-B11
C1-J10	C2-J9	C3-G10	C4-G9	C5-E10	C6-E9	C7-C10	C8-C9	C9-A10	C10-A9
D1-K10	D2-K9	D3-H10	D4-H9	D5-F10	D6-F9	D7-D10	D8-D9	D9-B10	D10-B9
E1-J8	E2-J7	E3-G8	E4-G7	E5-E8	E6-E7	E7-C8	E8-C7	E9-A8	E10-A7
F1-K8	F2-K7	F3-H8	F4-H7	F5-F8	F6-F7	F7-D8	F8-D7	F9-B8	F10-B7
G1-J6	G2-J5	G3-G6	G4-G5	G5-E6	G6-E5	G7-C6	G8-C5	G9-A6	G10-A5
H1-K6	H2-K5	H3-H6	H4-H5	H5-F6	H6-F5	H7-D6	H8-D5	H9-B6	H10-B5
J1-J4	J2-J3	J3-G4	J4-G3	J5-E4	J6-E3	J7-C4	J8-C3	J9-A4	J10-A3
K1-K4	K2-K3	K3-H4	K4-H3	K5-F4	K6-F3	K7-D4	K8-D3	K9-B4	K10-B3
L1-J2	L2-J1	L3-G2	L4-G1	L5-E2	L6-E1	L7-C2	L8-C1	L9-A2	L10-A1
M1-K2	M2-K1	M3-H2	M4-H1	M5-F2	M6-F1	M7-D2	M8-D1	M9-B2	M10-B1



Configuration	27
Number of Pairs	70
Primary RAF Connector	7 Pair x 10 pos
Secondary DO Connector	5 Pair x 14 pos

Primary-Secondary Pin Map Table: 90 degrees

A1-B1	A2-B2	A3-D1	A4-D2	A5-F1	A6-F2	A7-H1	A8-H2	A9-K1	A10-K2
B1-A1	B2-A2	B3-C1	B4-C2	B5-E1	B6-E2	B7-G1	B8-G2	B9-J1	B10-J2
C1-B3	C2-B4	C3-D3	C4-D4	C5-F3	C6-F4	C7-H3	C8-H4	C9-K3	C10-K4
D1-A3	D2-A4	D3-C3	D4-C4	D5-E3	D6-E4	D7-G3	D8-G4	D9-J3	D10-J4
E1-B5	E2-B6	E3-D5	E4-D6	E5-F5	E6-F6	E7-H5	E8-H6	E9-K5	E10-K6
F1-A5	F2-A6	F3-C5	F4-C6	F5-E5	F6-E6	F7-G5	F8-G6	F9-J5	F10-J6
G1-B7	G2-B8	G3-D7	G4-D8	G5-F7	G6-F8	G7-H7	G8-H8	G9-K7	G10-K8
H1-A7	H2-A8	H3-C7	H4-C8	H5-E7	H6-E8	H7-G7	H8-G8	H9-J7	H10-J8
J1-B9	J2-B10	J3-D9	J4-D10	J5-F9	J6-F10	J7-H9	J8-H10	J9-K9	J10-K10
K1-A9	K2-A10	K3-C9	K4-C10	K5-E9	K6-E10	K7-G9	K8-G10	K9-J9	K10-J10
L1-B11	L2-B12	L3-D11	L4-D12	L5-F11	L6-F12	L7-H11	L8-H12	L9-K11	L10-K12
M1-A11	M2-A12	M3-C11	M4-C12	M5-E11	M6-E12	M7-G11	M8-G12	M9-J11	M10-J12
N1-B13	N2-B14	N3-D13	N4-D14	N5-F13	N6-F14	N7-H13	N8-H14	N9-K13	N10-K14
P1-A13	P2-A14	P3-C13	P4-C14	P5-E13	P6-E14	P7-G13	P8-G14	P9-J13	P10-J14

Primary-Secondary Pin Map Table: 270 degrees

A1-J14	A2-J13	A3-G14	A4-G13	A5-E14	A6-E13	A7-C14	A8-C13	A9-A14	A10-A13
B1-K14	B2-K13	B3-H14	B4-H13	B5-F14	B6-F13	B7-D14	B8-D13	B9-B14	B10-B13
C1-J12	C2-J11	C3-G12	C4-G11	C5-E12	C6-E11	C7-C12	C8-C11	C9-A12	C10-A11
D1-K12	D2-K11	D3-H12	D4-H11	D5-F12	D6-F11	D7-D12	D8-D11	D9-B12	D10-B11
E1-J10	E2-J9	E3-G10	E4-G9	E5-E10	E6-E9	E7-C10	E8-C9	E9-A10	E10-A9
F1-K10	F2-K9	F3-H10	F4-H9	F5-F10	F6-F9	F7-D10	F8-D9	F9-B10	F10-B9
G1-J8	G2-J7	G3-G8	G4-G7	G5-E8	G6-E7	G7-C8	G8-C7	G9-A8	G10-A7
H1-K8	H2-K7	H3-H8	H4-H7	H5-F8	H6-F7	H7-D8	H8-D7	H9-B8	H10-B7
J1-J6	J2-J5	J3-G6	J4-G5	J5-E6	J6-E5	J7-C6	J8-C5	J9-A6	J10-A5
K1-K6	K2-K5	K3-H6	K4-H5	K5-F6	K6-F5	K7-D6	K8-D5	K9-B6	K10-B5
L1-J4	L2-J3	L3-G4	L4-G3	L5-E4	L6-E3	L7-C4	L8-C3	L9-A4	L10-A3
M1-K4	M2-K3	M3-H4	M4-H3	M5-F4	M6-F3	M7-D4	M8-D3	M9-B4	M10-B3
N1-J2	N2-J1	N3-G2	N4-G1	N5-E2	N6-E1	N7-C2	N8-C1	N9-A2	N10-A1
P1-K2	P2-K1	P3-H2	P4-H1	P5-F2	P6-F1	P7-D2	P8-D1	P9-B2	P10-B1

Configuration	28
Number of Pairs	80
Primary RAF Connector	8 Pair x 10 pos
Secondary DO Connector	5 Pair x 16 pos

Primary-Secondary Pin Map Table: 90 degrees

A1-B1	A2-B2	A3-D1	A4-D2	A5-F1	A6-F2	A7-H1	A8-H2	A9-K1	A10-K2
B1-A1	B2-A2	B3-C1	B4-C2	B5-E1	B6-E2	B7-G1	B8-G2	B9-J1	B10-J2
C1-B3	C2-B4	C3-D3	C4-D4	C5-F3	C6-F4	C7-H3	C8-H4	C9-K3	C10-K4
D1-A3	D2-A4	D3-C3	D4-C4	D5-E3	D6-E4	D7-G3	D8-G4	D9-J3	D10-J4
E1-B5	E2-B6	E3-D5	E4-D6	E5-F5	E6-F6	E7-H5	E8-H6	E9-K5	E10-K6
F1-A5	F2-A6	F3-C5	F4-C6	F5-E5	F6-E6	F7-G5	F8-G6	F9-J5	F10-J6
G1-B7	G2-B8	G3-D7	G4-D8	G5-F7	G6-F8	G7-H7	G8-H8	G9-K7	G10-K8
H1-A7	H2-A8	H3-C7	H4-C8	H5-E7	H6-E8	H7-G7	H8-G8	H9-J7	H10-J8
J1-B9	J2-B10	J3-D9	J4-D10	J5-F9	J6-F10	J7-H9	J8-H10	J9-K9	J10-K10
K1-A9	K2-A10	K3-C9	K4-C10	K5-E9	K6-E10	K7-G9	K8-G10	K9-J9	K10-J10
L1-B11	L2-B12	L3-D11	L4-D12	L5-F11	L6-F12	L7-H11	L8-H12	L9-K11	L10-K12
M1-A11	M2-A12	M3-C11	M4-C12	M5-E11	M6-E12	M7-G11	M8-G12	M9-J11	M10-J12
N1-B13	N2-B14	N3-D13	N4-D14	N5-F13	N6-F14	N7-H13	N8-H14	N9-K13	N10-K14
P1-A13	P2-A14	P3-C13	P4-C14	P5-E13	P6-E14	P7-G13	P8-G14	P9-J13	P10-J14
Q1-B15	Q2-B16	Q3-D15	Q4-D16	Q5-F15	Q6-F16	Q7-H15	Q8-H16	Q9-K15	Q10-K16
R1-A15	R2-A16	R3-C15	R4-C16	R5-E15	R6-E16	R7-G15	R8-G16	R9-J15	R10-J16

Primary-Secondary Pin Map Table: 270 degrees

A1-J16	A2-J15	A3-G16	A4-G15	A5-E16	A6-E15	A7-C16	A8-C15	A9-A16	A10-A15
B1-K16	B2-K15	B3-H16	B4-H15	B5-F16	B6-F15	B7-D16	B8-D15	B9-B16	B10-B15
C1-J14	C2-J13	C3-G14	C4-G13	C5-E14	C6-E13	C7-C14	C8-C13	C9-A14	C10-A13
D1-K14	D2-K13	D3-H14	D4-H13	D5-F14	D6-F13	D7-D14	D8-D13	D9-B14	D10-B13
E1-J12	E2-J11	E3-G12	E4-G11	E5-E12	E6-E11	E7-C12	E8-C11	E9-A12	E10-A11
F1-K12	F2-K11	F3-H12	F4-H11	F5-F12	F6-F11	F7-D12	F8-D11	F9-B12	F10-B11
G1-J10	G2-J9	G3-G10	G4-G9	G5-E10	G6-E9	G7-C10	G8-C9	G9-A10	G10-A9
H1-K10	H2-K9	H3-H10	H4-H9	H5-F10	H6-F9	H7-D10	H8-D9	H9-B10	H10-B9
J1-J8	J2-J7	J3-G8	J4-G7	J5-E8	J6-E7	J7-C8	J8-C7	J9-A8	J10-A7
K1-K8	K2-K7	K3-H8	K4-H7	K5-F8	K6-F7	K7-D8	K8-D7	K9-B8	K10-B7
L1-J6	L2-J5	L3-G6	L4-G5	L5-E6	L6-E5	L7-C6	L8-C5	L9-A6	L10-A5
M1-K6	M2-K5	M3-H6	M4-H5	M5-F6	M6-F5	M7-D6	M8-D5	M9-B6	M10-B5
N1-J4	N2-J3	N3-G4	N4-G3	N5-E4	N6-E3	N7-C4	N8-C3	N9-A4	N10-A3
P1-K4	P2-K3	P3-H4	P4-H3	P5-F4	P6-F3	P7-D4	P8-D3	P9-B4	P10-B3
Q1-J2	Q2-J1	Q3-G2	Q4-G1	Q5-E2	Q6-E1	Q7-C2	Q8-C1	Q9-A2	Q10-A1
R1-K2	R2-K1	R3-H2	R4-H1	R5-F2	R6-F1	R7-D2	R8-D1	R9-B2	R10-B1

Configuration	29
Number of Pairs	24
Primary RAF Connector	2 Pair x 12 pos
Secondary DO Connector	6 Pair x 4 pos

Primary-Secondary Pin Map Table: 90 degrees

A1-B1	A2-B2	A3-D1	A4-D2	A5-F1	A6-F2	A7-H1	A8-H2	A9-K1	A10-K2	A11-M1	A12-M2
B1-A1	B2-A2	B3-C1	B4-C2	B5-E1	B6-E2	B7-G1	B8-G2	B9-J1	B10-J2	B11-L1	B12-L2
C1-B3	C2-B4	C3-D3	C4-D4	C5-F3	C6-F4	C7-H3	C8-H4	C9-K3	C10-K4	C11-M3	C12-M4
D1-A3	D2-A4	D3-C3	D4-C4	D5-E3	D6-E4	D7-G3	D8-G4	D9-J3	D10-J4	D11-L3	D12-L4

Primary-Secondary Pin Map Table: 270 degrees

A1-L4	A2-L3	A3-J4	A4-J3	A5-G4	A6-G3	A7-E4	A8-E3	A9-C4	A10-C3	A11-A4	A12-A3
B1-M4	B2-M3	B3-K4	B4-K3	B5-H4	B6-H3	B7-F4	B8-F3	B9-D4	B10-D3	B11-B4	B12-B3
C1-L2	C2-L1	C3-J2	C4-J1	C5-G2	C6-G1	C7-E2	C8-E1	C9-C2	C10-C1	C11-A2	C12-A1
D1-M2	D2-M1	D3-K2	D4-K1	D5-H2	D6-H1	D7-F2	D8-F1	D9-D2	D10-D1	D11-B2	D12-B1

Configuration	30
Number of Pairs	36
Primary RAF Connector	3 Pair x 12 pos
Secondary DO Connector	6 Pair x 6 pos

Primary-Secondary Pin Map Table: 90 degrees

A1-B1	A2-B2	A3-D1	A4-D2	A5-F1	A6-F2	A7-H1	A8-H2	A9-K1	A10-K2	A11-M1	A12-M2
B1-A1	B2-A2	B3-C1	B4-C2	B5-E1	B6-E2	B7-G1	B8-G2	B9-J1	B10-J2	B11-L1	B12-L2
C1-B3	C2-B4	C3-D3	C4-D4	C5-F3	C6-F4	C7-H3	C8-H4	C9-K3	C10-K4	C11-M3	C12-M4
D1-A3	D2-A4	D3-C3	D4-C4	D5-E3	D6-E4	D7-G3	D8-G4	D9-J3	D10-J4	D11-L3	D12-L4
E1-B5	E2-B6	E3-D5	E4-D6	E5-F5	E6-F6	E7-H5	E8-H6	E9-K5	E10-K6	E11-M5	E12-M6
F1-A5	F2-A6	F3-C5	F4-C6	F5-E5	F6-E6	F7-G5	F8-G6	F9-J5	F10-J6	F11-L5	F12-L6

Primary-Secondary Pin Map Table: 270 degrees

A1-L6	A2-L5	A3-J6	A4-J5	A5-G6	A6-G5	A7-E6	A8-E5	A9-C6	A10-C5	A11-A6	A12-A5
B1-M6	B2-M5	B3-K6	B4-K5	B5-H6	B6-H5	B7-F6	B8-F5	B9-D6	B10-D5	B11-B6	B12-B5
C1-L4	C2-L3	C3-J4	C4-J3	C5-G4	C6-G3	C7-E4	C8-E3	C9-C4	C10-C3	C11-A4	C12-A3
D1-M4	D2-M3	D3-K4	D4-K3	D5-H4	D6-H3	D7-F4	D8-F3	D9-D4	D10-D3	D11-B4	D12-B3
E1-L2	E2-L1	E3-J2	E4-J1	E5-G2	E6-G1	E7-E2	E8-E1	E9-C2	E10-C1	E11-A2	E12-A1
F1-M2	F2-M1	F3-K2	F4-K1	F5-H2	F6-H1	F7-F2	F8-F1	F9-D2	F10-D1	F11-B2	F12-B1

Configuration	31
Number of Pairs	48
Primary RAF Connector	4 Pair x 12 pos
Secondary DO Connector	6 Pair x 8 pos

Primary-Secondary Pin Map Table: 90 degrees

A1-B1	A2-B2	A3-D1	A4-D2	A5-F1	A6-F2	A7-H1	A8-H2	A9-K1	A10-K2	A11-M1	A12-M2
B1-A1	B2-A2	B3-C1	B4-C2	B5-E1	B6-E2	B7-G1	B8-G2	B9-J1	B10-J2	B11-L1	B12-L2
C1-B3	C2-B4	C3-D3	C4-D4	C5-F3	C6-F4	C7-H3	C8-H4	C9-K3	C10-K4	C11-M3	C12-M4
D1-A3	D2-A4	D3-C3	D4-C4	D5-E3	D6-E4	D7-G3	D8-G4	D9-J3	D10-J4	D11-L3	D12-L4
E1-B5	E2-B6	E3-D5	E4-D6	E5-F5	E6-F6	E7-H5	E8-H6	E9-K5	E10-K6	E11-M5	E12-M6
F1-A5	F2-A6	F3-C5	F4-C6	F5-E5	F6-E6	F7-G5	F8-G6	F9-J5	F10-J6	F11-L5	F12-L6
G1-B7	G2-B8	G3-D7	G4-D8	G5-F7	G6-F8	G7-H7	G8-H8	G9-K7	G10-K8	G11-M7	G12-M8
H1-A7	H2-A8	H3-C7	H4-C8	H5-E7	H6-E8	H7-G7	H8-G8	H9-J7	H10-J8	H11-L7	H12-L8

Primary-Secondary Pin Map Table: 270 degrees

A1-L8	A2-L7	A3-J8	A4-J7	A5-G8	A6-G7	A7-E8	A8-E7	A9-C8	A10-C7	A11-A8	A12-A7
B1-M8	B2-M7	B3-K8	B4-K7	B5-H8	B6-H7	B7-F8	B8-F7	B9-D8	B10-D7	B11-B8	B12-B7
C1-L6	C2-L5	C3-J6	C4-J5	C5-G6	C6-G5	C7-E6	C8-E5	C9-C6	C10-C5	C11-A6	C12-A5
D1-M6	D2-M5	D3-K6	D4-K5	D5-H6	D6-H5	D7-F6	D8-F5	D9-D6	D10-D5	D11-B6	D12-B5
E1-L4	E2-L3	E3-J4	E4-J3	E5-G4	E6-G3	E7-E4	E8-E3	E9-C4	E10-C3	E11-A4	E12-A3
F1-M4	F2-M3	F3-K4	F4-K3	F5-H4	F6-H3	F7-F4	F8-F3	F9-D4	F10-D3	F11-B4	F12-B3
G1-L2	G2-L1	G3-J2	G4-J1	G5-G2	G6-G1	G7-E2	G8-E1	G9-C2	G10-C1	G11-A2	G12-A1
H1-M2	H2-M1	H3-K2	H4-K1	H5-H2	H6-H1	H7-F2	H8-F1	H9-D2	H10-D1	H11-B2	H12-B1

Configuration	32
Number of Pairs	60
Primary RAF Connector	5 Pair x 12 pos
Secondary DO Connector	6 Pair x 10 pos

Primary-Secondary Pin Map Table: 90 degrees

A1-B1	A2-B2	A3-D1	A4-D2	A5-F1	A6-F2	A7-H1	A8-H2	A9-K1	A10-K2	A11-M1	A12-M2
B1-A1	B2-A2	B3-C1	B4-C2	B5-E1	B6-E2	B7-G1	B8-G2	B9-J1	B10-J2	B11-L1	B12-L2
C1-B3	C2-B4	C3-D3	C4-D4	C5-F3	C6-F4	C7-H3	C8-H4	C9-K3	C10-K4	C11-M3	C12-M4
D1-A3	D2-A4	D3-C3	D4-C4	D5-E3	D6-E4	D7-G3	D8-G4	D9-J3	D10-J4	D11-L3	D12-L4
E1-B5	E2-B6	E3-D5	E4-D6	E5-F5	E6-F6	E7-H5	E8-H6	E9-K5	E10-K6	E11-M5	E12-M6
F1-A5	F2-A6	F3-C5	F4-C6	F5-E5	F6-E6	F7-G5	F8-G6	F9-J5	F10-J6	F11-L5	F12-L6
G1-B7	G2-B8	G3-D7	G4-D8	G5-F7	G6-F8	G7-H7	G8-H8	G9-K7	G10-K8	G11-M7	G12-M8
H1-A7	H2-A8	H3-C7	H4-C8	H5-E7	H6-E8	H7-G7	H8-G8	H9-J7	H10-J8	H11-L7	H12-L8
J1-B9	J2-B10	J3-D9	J4-D10	J5-F9	J6-F10	J7-H9	J8-H10	J9-K9	J10-K10	J11-M9	J12-M10
K1-A9	K2-A10	K3-C9	K4-C10	K5-E9	K6-E10	K7-G9	K8-G10	K9-J9	K10-J10	K11-L9	K12-L10

Primary-Secondary Pin Map Table: 270 degrees

A1-L10	A2-L9	A3-J10	A4-J9	A5-G10	A6-G9	A7-E10	A8-E9	A9-C10	A10-C9	A11-A10	A12-A9
B1-M10	B2-M9	B3-K10	B4-K9	B5-H10	B6-H9	B7-F10	B8-F9	B9-D10	B10-D9	B11-B10	B12-B9
C1-L8	C2-L7	C3-J8	C4-J7	C5-G8	C6-G7	C7-E8	C8-E7	C9-C8	C10-C7	C11-A8	C12-A7
D1-M8	D2-M7	D3-K8	D4-K7	D5-H8	D6-H7	D7-F8	D8-F7	D9-D8	D10-D7	D11-B8	D12-B7
E1-L6	E2-L5	E3-J6	E4-J5	E5-G6	E6-G5	E7-E6	E8-E5	E9-C6	E10-C5	E11-A6	E12-A5
F1-M6	F2-M5	F3-K6	F4-K5	F5-H6	F6-H5	F7-F6	F8-F5	F9-D6	F10-D5	F11-B6	F12-B5
G1-L4	G2-L3	G3-J4	G4-J3	G5-G4	G6-G3	G7-E4	G8-E3	G9-C4	G10-C3	G11-A4	G12-A3
H1-M4	H2-M3	H3-K4	H4-K3	H5-H4	H6-H3	H7-F4	H8-F3	H9-D4	H10-D3	H11-B4	H12-B3
J1-L2	J2-L1	J3-J2	J4-J1	J5-G2	J6-G1	J7-E2	J8-E1	J9-C2	J10-C1	J11-A2	J12-A1
K1-M2	K2-M1	K3-K2	K4-K1	K5-H2	K6-H1	K7-F2	K8-F1	K9-D2	K10-D1	K11-B2	K12-B1

Configuration	33
Number of Pairs	72
Primary RAF Connector	6 Pair x 12 pos
Secondary DO Connector	6 Pair x 12 pos

Primary-Secondary Pin Map Table: 90 degrees

A1-B1	A2-B2	A3-D1	A4-D2	A5-F1	A6-F2	A7-H1	A8-H2	A9-K1	A10-K2	A11-M1	A12-M2
B1-A1	B2-A2	B3-C1	B4-C2	B5-E1	B6-E2	B7-G1	B8-G2	B9-J1	B10-J2	B11-L1	B12-L2
C1-B3	C2-B4	C3-D3	C4-D4	C5-F3	C6-F4	C7-H3	C8-H4	C9-K3	C10-K4	C11-M3	C12-M4
D1-A3	D2-A4	D3-C3	D4-C4	D5-E3	D6-E4	D7-G3	D8-G4	D9-J3	D10-J4	D11-L3	D12-L4
E1-B5	E2-B6	E3-D5	E4-D6	E5-F5	E6-F6	E7-H5	E8-H6	E9-K5	E10-K6	E11-M5	E12-M6
F1-A5	F2-A6	F3-C5	F4-C6	F5-E5	F6-E6	F7-G5	F8-G6	F9-J5	F10-J6	F11-L5	F12-L6
G1-B7	G2-B8	G3-D7	G4-D8	G5-F7	G6-F8	G7-H7	G8-H8	G9-K7	G10-K8	G11-M7	G12-M8
H1-A7	H2-A8	H3-C7	H4-C8	H5-E7	H6-E8	H7-G7	H8-G8	H9-J7	H10-J8	H11-L7	H12-L8
J1-B9	J2-B10	J3-D9	J4-D10	J5-F9	J6-F10	J7-H9	J8-H10	J9-K9	J10-K10	J11-M9	J12-M10
K1-A9	K2-A10	K3-C9	K4-C10	K5-E9	K6-E10	K7-G9	K8-G10	K9-J9	K10-J10	K11-L9	K12-L10
L1-B11	L2-B12	L3-D11	L4-D12	L5-F11	L6-F12	L7-H11	L8-H12	L9-K11	L10-K12	L11-M11	L12-M12
M1-A11	M2-A12	M3-C11	M4-C12	M5-E11	M6-E12	M7-G11	M8-G12	M9-J11	M10-J12	M11-L11	M12-L12

Primary-Secondary Pin Map Table: 270 degrees

A1-L12	A2-L11	A3-J12	A4-J11	A5-G12	A6-G11	A7-E12	A8-E11	A9-C12	A10-C11	A11-A12	A12-A11
B1-M12	B2-M11	B3-K12	B4-K11	B5-H12	B6-H11	B7-F12	B8-F11	B9-D12	B10-D11	B11-B12	B12-B11
C1-L10	C2-L9	C3-J10	C4-J9	C5-G10	C6-G9	C7-E10	C8-E9	C9-C10	C10-C9	C11-A10	C12-A9
D1-M10	D2-M9	D3-K10	D4-K9	D5-H10	D6-H9	D7-F10	D8-F9	D9-D10	D10-D9	D11-B10	D12-B9
E1-L8	E2-L7	E3-J8	E4-J7	E5-G8	E6-G7	E7-E8	E8-E7	E9-C8	E10-C7	E11-A8	E12-A7
F1-M8	F2-M7	F3-K8	F4-K7	F5-H8	F6-H7	F7-F8	F8-F7	F9-D8	F10-D7	F11-B8	F12-B7
G1-L6	G2-L5	G3-J6	G4-J5	G5-G6	G6-G5	G7-E6	G8-E5	G9-C6	G10-C5	G11-A6	G12-A5
H1-M6	H2-M5	H3-K6	H4-K5	H5-H6	H6-H5	H7-F6	H8-F5	H9-D6	H10-D5	H11-B6	H12-B5
J1-L4	J2-L3	J3-J4	J4-J3	J5-G4	J6-G3	J7-E4	J8-E3	J9-C4	J10-C3	J11-A4	J12-A3
K1-M4	K2-M3	K3-K4	K4-K3	K5-H4	K6-H3	K7-F4	K8-F3	K9-D4	K10-D3	K11-B4	K12-B3
L1-L2	L2-L1	L3-J2	L4-J1	L5-G2	L6-G1	L7-E2	L8-E1	L9-C2	L10-C1	L11-A2	L12-A1
M1-M2	M2-M1	M3-K2	M4-K1	M5-H2	M6-H1	M7-F2	M8-F1	M9-D2	M10-D1	M11-B2	M12-B1

Configuration	34
Number of Pairs	84
Primary RAF Connector	7 Pair x 12 pos
Secondary DO Connector	6 Pair x 14 pos

Primary-Secondary Pin Map Table: 90 degrees

A1-B1	A2-B2	A3-D1	A4-D2	A5-F1	A6-F2	A7-H1	A8-H2	A9-K1	A10-K2	A11-M1	A12-M2
B1-A1	B2-A2	B3-C1	B4-C2	B5-E1	B6-E2	B7-G1	B8-G2	B9-J1	B10-J2	B11-L1	B12-L2
C1-B3	C2-B4	C3-D3	C4-D4	C5-F3	C6-F4	C7-H3	C8-H4	C9-K3	C10-K4	C11-M3	C12-M4
D1-A3	D2-A4	D3-C3	D4-C4	D5-E3	D6-E4	D7-G3	D8-G4	D9-J3	D10-J4	D11-L3	D12-L4
E1-B5	E2-B6	E3-D5	E4-D6	E5-F5	E6-F6	E7-H5	E8-H6	E9-K5	E10-K6	E11-M5	E12-M6
F1-A5	F2-A6	F3-C5	F4-C6	F5-E5	F6-E6	F7-G5	F8-G6	F9-J5	F10-J6	F11-L5	F12-L6
G1-B7	G2-B8	G3-D7	G4-D8	G5-F7	G6-F8	G7-H7	G8-H8	G9-K7	G10-K8	G11-M7	G12-M8
H1-A7	H2-A8	H3-C7	H4-C8	H5-E7	H6-E8	H7-G7	H8-G8	H9-J7	H10-J8	H11-L7	H12-L8
J1-B9	J2-B10	J3-D9	J4-D10	J5-F9	J6-F10	J7-H9	J8-H10	J9-K9	J10-K10	J11-M9	J12-M10
K1-A9	K2-A10	K3-C9	K4-C10	K5-E9	K6-E10	K7-G9	K8-G10	K9-J9	K10-J10	K11-L9	K12-L10
L1-B11	L2-B12	L3-D11	L4-D12	L5-F11	L6-F12	L7-H11	L8-H12	L9-K11	L10-K12	L11-M11	L12-M12
M1-A11	M2-A12	M3-C11	M4-C12	M5-E11	M6-E12	M7-G11	M8-G12	M9-J11	M10-J12	M11-L11	M12-L12
N1-B13	N2-B14	N3-D13	N4-D14	N5-F13	N6-F14	N7-H13	N8-H14	N9-K13	N10-K14	N11-M13	N12-M14
P1-A13	P2-A14	P3-C13	P4-C14	P5-E13	P6-E14	P7-G13	P8-G14	P9-J13	P10-J14	P11-L13	P12-L14

Primary-Secondary Pin Map Table: 270 degrees

A1-L14	A2-L13	A3-J14	A4-J13	A5-G14	A6-G13	A7-E14	A8-E13	A9-C14	A10-C13	A11-A14	A12-A13
B1-M14	B2-M13	B3-K14	B4-K13	B5-H14	B6-H13	B7-F14	B8-F13	B9-D14	B10-D13	B11-B14	B12-B13
C1-L12	C2-L11	C3-J12	C4-J11	C5-G12	C6-G11	C7-E12	C8-E11	C9-C12	C10-C11	C11-A12	C12-A11
D1-M12	D2-M11	D3-K12	D4-K11	D5-H12	D6-H11	D7-F12	D8-F11	D9-D12	D10-D11	D11-B12	D12-B11
E1-L10	E2-L9	E3-J10	E4-J9	E5-G10	E6-G9	E7-E10	E8-E9	E9-C10	E10-C9	E11-A10	E12-A9
F1-M10	F2-M9	F3-K10	F4-K9	F5-H10	F6-H9	F7-F10	F8-F9	F9-D10	F10-D9	F11-B10	F12-B9
G1-L8	G2-L7	G3-J8	G4-J7	G5-G8	G6-G7	G7-E8	G8-E7	G9-C8	G10-C7	G11-A8	G12-A7
H1-M8	H2-M7	H3-K8	H4-K7	H5-H8	H6-H7	H7-F8	H8-F7	H9-D8	H10-D7	H11-B8	H12-B7
J1-L6	J2-L5	J3-J6	J4-J5	J5-G6	J6-G5	J7-E6	J8-E5	J9-C6	J10-C5	J11-A6	J12-A5
K1-M6	K2-M5	K3-K6	K4-K5	K5-H6	K6-H5	K7-F6	K8-F5	K9-D6	K10-D5	K11-B6	K12-B5
L1-L4	L2-L3	L3-J4	L4-J3	L5-G4	L6-G3	L7-E4	L8-E3	L9-C4	L10-C3	L11-A4	L12-A3
M1-M4	M2-M3	M3-K4	M4-K3	M5-H4	M6-H3	M7-F4	M8-F3	M9-D4	M10-D3	M11-B4	M12-B3
N1-L2	N2-L1	N3-J2	N4-J1	N5-G2	N6-G1	N7-E2	N8-E1	N9-C2	N10-C1	N11-A2	N12-A1
P1-M2	P2-M1	P3-K2	P4-K1	P5-H2	P6-H1	P7-F2	P8-F1	P9-D2	P10-D1	P11-B2	P12-B1



Configuration	35
Number of Pairs	96
Primary RAF Connector	8 Pair x 12 pos
Secondary DO Connector	6 Pair x 16 pos

Primary-Secondary Pin Map Table: 90 degrees

A1-B1	A2-B2	A3-D1	A4-D2	A5-F1	A6-F2	A7-H1	A8-H2	A9-K1	A10-K2	A11-M1	A12-M2
B1-A1	B2-A2	B3-C1	B4-C2	B5-E1	B6-E2	B7-G1	B8-G2	B9-J1	B10-J2	B11-L1	B12-L2
C1-B3	C2-B4	C3-D3	C4-D4	C5-F3	C6-F4	C7-H3	C8-H4	C9-K3	C10-K4	C11-M3	C12-M4
D1-A3	D2-A4	D3-C3	D4-C4	D5-E3	D6-E4	D7-G3	D8-G4	D9-J3	D10-J4	D11-L3	D12-L4
E1-B5	E2-B6	E3-D5	E4-D6	E5-F5	E6-F6	E7-H5	E8-H6	E9-K5	E10-K6	E11-M5	E12-M6
F1-A5	F2-A6	F3-C5	F4-C6	F5-E5	F6-E6	F7-G5	F8-G6	F9-J5	F10-J6	F11-L5	F12-L6
G1-B7	G2-B8	G3-D7	G4-D8	G5-F7	G6-F8	G7-H7	G8-H8	G9-K7	G10-K8	G11-M7	G12-M8
H1-A7	H2-A8	H3-C7	H4-C8	H5-E7	H6-E8	H7-G7	H8-G8	H9-J7	H10-J8	H11-L7	H12-L8
J1-B9	J2-B10	J3-D9	J4-D10	J5-F9	J6-F10	J7-H9	J8-H10	J9-K9	J10-K10	J11-M9	J12-M10
K1-A9	K2-A10	K3-C9	K4-C10	K5-E9	K6-E10	K7-G9	K8-G10	K9-J9	K10-J10	K11-L9	K12-L10
L1-B11	L2-B12	L3-D11	L4-D12	L5-F11	L6-F12	L7-H11	L8-H12	L9-K11	L10-K12	L11-M11	L12-M12
M1-A11	M2-A12	M3-C11	M4-C12	M5-E11	M6-E12	M7-G11	M8-G12	M9-J11	M10-J12	M11-L11	M12-L12
N1-B13	N2-B14	N3-D13	N4-D14	N5-F13	N6-F14	N7-H13	N8-H14	N9-K13	N10-K14	N11-M13	N12-M14
P1-A13	P2-A14	P3-C13	P4-C14	P5-E13	P6-E14	P7-G13	P8-G14	P9-J13	P10-J14	P11-L13	P12-L14
Q1-B15	Q2-B16	Q3-D15	Q4-D16	Q5-F15	Q6-F16	Q7-H15	Q8-H16	Q9-K15	Q10-K16	Q11-M15	Q12-M16
R1-A15	R2-A16	R3-C15	R4-C16	R5-E15	R6-E16	R7-G15	R8-G16	R9-J15	R10-J16	R11-L15	R12-L16

Primary-Secondary Pin Map Table: 270 degrees

A1-L16	A2-L15	A3-J16	A4-J15	A5-G16	A6-G15	A7-E16	A8-E15	A9-C16	A10-C15	A11-A16	A12-A15
B1-M16	B2-M15	B3-K16	B4-K15	B5-H16	B6-H15	B7-F16	B8-F15	B9-D16	B10-D15	B11-B16	B12-B15
C1-L14	C2-L13	C3-J14	C4-J13	C5-G14	C6-G13	C7-E14	C8-E13	C9-C14	C10-C13	C11-A14	C12-A13
D1-M14	D2-M13	D3-K14	D4-K13	D5-H14	D6-H13	D7-F14	D8-F13	D9-D14	D10-D13	D11-B14	D12-B13
E1-L12	E2-L11	E3-J12	E4-J11	E5-G12	E6-G11	E7-E12	E8-E11	E9-C12	E10-C11	E11-A12	E12-A11
F1-M12	F2-M11	F3-K12	F4-K11	F5-H12	F6-H11	F7-F12	F8-F11	F9-D12	F10-D11	F11-B12	F12-B11
G1-L10	G2-L9	G3-J10	G4-J9	G5-G10	G6-G9	G7-E10	G8-E9	G9-C10	G10-C9	G11-A10	G12-A9
H1-M10	H2-M9	H3-K10	H4-K9	H5-H10	H6-H9	H7-F10	H8-F9	H9-D10	H10-D9	H11-B10	H12-B9
J1-L8	J2-L7	J3-J8	J4-J7	J5-G8	J6-G7	J7-E8	J8-E7	J9-C8	J10-C7	J11-A8	J12-A7
K1-M8	K2-M7	K3-K8	K4-K7	K5-H8	K6-H7	K7-F8	K8-F7	K9-D8	K10-D7	K11-B8	K12-B7
L1-L6	L2-L5	L3-J6	L4-J5	L5-G6	L6-G5	L7-E6	L8-E5	L9-C6	L10-C5	L11-A6	L12-A5
M1-M6	M2-M5	M3-K6	M4-K5	M5-H6	M6-H5	M7-F6	M8-F5	M9-D6	M10-D5	M11-B6	M12-B5
N1-L4	N2-L3	N3-J4	N4-J3	N5-G4	N6-G3	N7-E4	N8-E3	N9-C4	N10-C3	N11-A4	N12-A3
P1-M4	P2-M3	P3-K4	P4-K3	P5-H4	P6-H3	P7-F4	P8-F3	P9-D4	P10-D3	P11-B4	P12-B3
Q1-L2	Q2-L1	Q3-J2	Q4-J1	Q5-G2	Q6-G1	Q7-E2	Q8-E1	Q9-C2	Q10-C1	Q11-A2	Q12-A1
R1-M2	R2-M1	R3-K2	R4-K1	R5-H2	R6-H1	R7-F2	R8-F1	R9-D2	R10-D1	R11-B2	R12-B1

Configuration	36
Number of Pairs	28
Primary RAF Connector	2 Pair x 14 pos
Secondary DO Connector	7 Pair x 4 pos

Primary-Secondary Pin Map Table: 90 degrees

A1-B1	A2-B2	A3-D1	A4-D2	A5-F1	A6-F2	A7-H1	A8-H2	A9-K1	A10-K2	A11-M1	A12-M2	A13-P1	A14-P2
B1-A1	B2-A2	B3-C1	B4-C2	B5-E1	B6-E2	B7-G1	B8-G2	B9-J1	B10-J2	B11-L1	B12-L2	B13-N1	B14-N2
C1-B3	C2-B4	C3-D3	C4-D4	C5-F3	C6-F4	C7-H3	C8-H4	C9-K3	C10-K4	C11-M3	C12-M4	C13-P3	C14-P4
D1-A3	D2-A4	D3-C3	D4-C4	D5-E3	D6-E4	D7-G3	D8-G4	D9-J3	D10-J4	D11-L3	D12-L4	D13-N3	D14-N4

Primary-Secondary Pin Map Table: 270 degrees

A1-N4	A2-N3	A3-L4	A4-L3	A5-J4	A6-J3	A7-G4	A8-G3	A9-E4	A10-E3	A11-C4	A12-C3	A13-A4	A14-A3
B1-P4	B2-P3	B3-M4	B4-M3	B5-K4	B6-K3	B7-H4	B8-H3	B9-F4	B10-F3	B11-D4	B12-D3	B13-B4	B14-B3
C1-N2	C2-N1	C3-L2	C4-L1	C5-J2	C6-J1	C7-G2	C8-G1	C9-E2	C10-E1	C11-C2	C12-C1	C13-A2	C14-A1
D1-P2	D2-P1	D3-M2	D4-M1	D5-K2	D6-K1	D7-H2	D8-H1	D9-F2	D10-F1	D11-D2	D12-D1	D13-B2	D14-B1

Configuration	37
Number of Pairs	42
Primary RAF Connector	3 Pair x 14 pos
Secondary DO Connector	7 Pair x 6 pos

Primary-Secondary Pin Map Table: 90 degrees

A1-B1	A2-B2	A3-D1	A4-D2	A5-F1	A6-F2	A7-H1	A8-H2	A9-K1	A10-K2	A11-M1	A12-M2	A13-P1	A14-P2
B1-A1	B2-A2	B3-C1	B4-C2	B5-E1	B6-E2	B7-G1	B8-G2	B9-J1	B10-J2	B11-L1	B12-L2	B13-N1	B14-N2
C1-B3	C2-B4	C3-D3	C4-D4	C5-F3	C6-F4	C7-H3	C8-H4	C9-K3	C10-K4	C11-M3	C12-M4	C13-P3	C14-P4
D1-A3	D2-A4	D3-C3	D4-C4	D5-E3	D6-E4	D7-G3	D8-G4	D9-J3	D10-J4	D11-L3	D12-L4	D13-N3	D14-N4
E1-B5	E2-B6	E3-D5	E4-D6	E5-F5	E6-F6	E7-H5	E8-H6	E9-K5	E10-K6	E11-M5	E12-M6	E13-P5	E14-P6
F1-A5	F2-A6	F3-C5	F4-C6	F5-E5	F6-E6	F7-G5	F8-G6	F9-J5	F10-J6	F11-L5	F12-L6	F13-N5	F14-N6

Primary-Secondary Pin Map Table: 270 degrees

A1-N6	A2-N5	A3-L6	A4-L5	A5-J6	A6-J5	A7-G6	A8-G5	A9-E6	A10-E5	A11-C6	A12-C5	A13-A6	A14-A5
B1-P6	B2-P5	B3-M6	B4-M5	B5-K6	B6-K5	B7-H6	B8-H5	B9-F6	B10-F5	B11-D6	B12-D5	B13-B6	B14-B5
C1-N4	C2-N3	C3-L4	C4-L3	C5-J4	C6-J3	C7-G4	C8-G3	C9-E4	C10-E3	C11-C4	C12-C3	C13-A4	C14-A3
D1-P4	D2-P3	D3-M4	D4-M3	D5-K4	D6-K3	D7-H4	D8-H3	D9-F4	D10-F3	D11-D4	D12-D3	D13-B4	D14-B3
E1-N2	E2-N1	E3-L2	E4-L1	E5-J2	E6-J1	E7-G2	E8-G1	E9-E2	E10-E1	E11-C2	E12-C1	E13-A2	E14-A1
F1-P2	F2-P1	F3-M2	F4-M1	F5-K2	F6-K1	F7-H2	F8-H1	F9-F2	F10-F1	F11-D2	F12-D1	F13-B2	F14-B1

Configuration	38
Number of Pairs	56
Primary RAF Connector	4 Pair x 14 pos
Secondary DO Connector	7 Pair x 8 pos

Primary-Secondary Pin Map Table: 90 degrees

A1-B1	A2-B2	A3-D1	A4-D2	A5-F1	A6-F2	A7-H1	A8-H2	A9-K1	A10-K2	A11-M1	A12-M2	A13-P1	A14-P2
B1-A1	B2-A2	B3-C1	B4-C2	B5-E1	B6-E2	B7-G1	B8-G2	B9-J1	B10-J2	B11-L1	B12-L2	B13-N1	B14-N2
C1-B3	C2-B4	C3-D3	C4-D4	C5-F3	C6-F4	C7-H3	C8-H4	C9-K3	C10-K4	C11-M3	C12-M4	C13-P3	C14-P4
D1-A3	D2-A4	D3-C3	D4-C4	D5-E3	D6-E4	D7-G3	D8-G4	D9-J3	D10-J4	D11-L3	D12-L4	D13-N3	D14-N4
E1-B5	E2-B6	E3-D5	E4-D6	E5-F5	E6-F6	E7-H5	E8-H6	E9-K5	E10-K6	E11-M5	E12-M6	E13-P5	E14-P6
F1-A5	F2-A6	F3-C5	F4-C6	F5-E5	F6-E6	F7-G5	F8-G6	F9-J5	F10-J6	F11-L5	F12-L6	F13-N5	F14-N6
G1-B7	G2-B8	G3-D7	G4-D8	G5-F7	G6-F8	G7-H7	G8-H8	G9-K7	G10-K8	G11-M7	G12-M8	G13-P7	G14-P8
H1-A7	H2-A8	H3-C7	H4-C8	H5-E7	H6-E8	H7-G7	H8-G8	H9-J7	H10-J8	H11-L7	H12-L8	H13-N7	H14-N8

Primary-Secondary Pin Map Table: 270 degrees

A1-N8	A2-N7	A3-L8	A4-L7	A5-J8	A6-J7	A7-G8	A8-G7	A9-E8	A10-E7	A11-C8	A12-C7	A13-A8	A14-A7
B1-P8	B2-P7	B3-M8	B4-M7	B5-K8	B6-K7	B7-H8	B8-H7	B9-F8	B10-F7	B11-D8	B12-D7	B13-B8	B14-B7
C1-N6	C2-N5	C3-L6	C4-L5	C5-J6	C6-J5	C7-G6	C8-G5	C9-E6	C10-E5	C11-C6	C12-C5	C13-A6	C14-A5
D1-P6	D2-P5	D3-M6	D4-M5	D5-K6	D6-K5	D7-H6	D8-H5	D9-F6	D10-F5	D11-D6	D12-D5	D13-B6	D14-B5
E1-N4	E2-N3	E3-L4	E4-L3	E5-J4	E6-J3	E7-G4	E8-G3	E9-E4	E10-E3	E11-C4	E12-C3	E13-A4	E14-A3
F1-P4	F2-P3	F3-M4	F4-M3	F5-K4	F6-K3	F7-H4	F8-H3	F9-F4	F10-F3	F11-D4	F12-D3	F13-B4	F14-B3
G1-N2	G2-N1	G3-L2	G4-L1	G5-J2	G6-J1	G7-G2	G8-G1	G9-E2	G10-E1	G11-C2	G12-C1	G13-A2	G14-A1
H1-P2	H2-P1	H3-M2	H4-M1	H5-K2	H6-K1	H7-H2	H8-H1	H9-F2	H10-F1	H11-D2	H12-D1	H13-B2	H14-B1

Configuration	39
Number of Pairs	70
Primary RAF Connector	5 Pair x 14 pos
Secondary DO Connector	7 Pair x 10 pos

Primary-Secondary Pin Map Table: 90 degrees

A1-B1	A2-B2	A3-D1	A4-D2	A5-F1	A6-F2	A7-H1	A8-H2	A9-K1	A10-K2	A11-M1	A12-M2	A13-P1	A14-P2
B1-A1	B2-A2	B3-C1	B4-C2	B5-E1	B6-E2	B7-G1	B8-G2	B9-J1	B10-J2	B11-L1	B12-L2	B13-N1	B14-N2
C1-B3	C2-B4	C3-D3	C4-D4	C5-F3	C6-F4	C7-H3	C8-H4	C9-K3	C10-K4	C11-M3	C12-M4	C13-P3	C14-P4
D1-A3	D2-A4	D3-C3	D4-C4	D5-E3	D6-E4	D7-G3	D8-G4	D9-J3	D10-J4	D11-L3	D12-L4	D13-N3	D14-N4
E1-B5	E2-B6	E3-D5	E4-D6	E5-F5	E6-F6	E7-H5	E8-H6	E9-K5	E10-K6	E11-M5	E12-M6	E13-P5	E14-P6
F1-A5	F2-A6	F3-C5	F4-C6	F5-E5	F6-E6	F7-G5	F8-G6	F9-J5	F10-J6	F11-L5	F12-L6	F13-N5	F14-N6
G1-B7	G2-B8	G3-D7	G4-D8	G5-F7	G6-F8	G7-H7	G8-H8	G9-K7	G10-K8	G11-M7	G12-M8	G13-P7	G14-P8
H1-A7	H2-A8	H3-C7	H4-C8	H5-E7	H6-E8	H7-G7	H8-G8	H9-J7	H10-J8	H11-L7	H12-L8	H13-N7	H14-N8
J1-B9	J2-B10	J3-D9	J4-D10	J5-F9	J6-F10	J7-H9	J8-H10	J9-K9	J10-K10	J11-M9	J12-M10	J13-P9	J14-P10
K1-A9	K2-A10	K3-C9	K4-C10	K5-E9	K6-E10	K7-G9	K8-G10	K9-J9	K10-J10	K11-L9	K12-L10	K13-N9	K14-N10

Primary-Secondary Pin Map Table: 270 degrees

A1-N10	A2-N9	A3-L10	A4-L9	A5-J10	A6-J9	A7-G10	A8-G9	A9-E10	A10-E9	A11-C10	A12-C9	A13-A10	A14-A9
B1-P10	B2-P9	B3-M10	B4-M9	B5-K10	B6-K9	B7-H10	B8-H9	B9-F10	B10-F9	B11-D10	B12-D9	B13-B10	B14-B9
C1-N8	C2-N7	C3-L8	C4-L7	C5-J8	C6-J7	C7-G8	C8-G7	C9-E8	C10-E7	C11-C8	C12-C7	C13-A8	C14-A7
D1-P8	D2-P7	D3-M8	D4-M7	D5-K8	D6-K7	D7-H8	D8-H7	D9-F8	D10-F7	D11-D8	D12-D7	D13-B8	D14-B7
E1-N6	E2-N5	E3-L6	E4-L5	E5-J6	E6-J5	E7-G6	E8-G5	E9-E6	E10-E5	E11-C6	E12-C5	E13-A6	E14-A5
F1-P6	F2-P5	F3-M6	F4-M5	F5-K6	F6-K5	F7-H6	F8-H5	F9-F6	F10-F5	F11-D6	F12-D5	F13-B6	F14-B5
G1-N4	G2-N3	G3-L4	G4-L3	G5-J4	G6-J3	G7-G4	G8-G3	G9-E4	G10-E3	G11-C4	G12-C3	G13-A4	G14-A3
H1-P4	H2-P3	H3-M4	H4-M3	H5-K4	H6-K3	H7-H4	H8-H3	H9-F4	H10-F3	H11-D4	H12-D3	H13-B4	H14-B3
J1-N2	J2-N1	J3-L2	J4-L1	J5-J2	J6-J1	J7-G2	J8-G1	J9-E2	J10-E1	J11-C2	J12-C1	J13-A2	J14-A1
K1-P2	K2-P1	K3-M2	K4-M1	K5-K2	K6-K1	K7-H2	K8-H1	K9-F2	K10-F1	K11-D2	K12-D1	K13-B2	K14-B1

Configuration	40
Number of Pairs	84
Primary RAF Connector	6 Pair x 14 pos
Secondary DO Connector	7 Pair x 12 pos

Primary-Secondary Pin Map Table: 90 degrees

A1-B1	A2-B2	A3-D1	A4-D2	A5-F1	A6-F2	A7-H1	A8-H2	A9-K1	A10-K2	A11-M1	A12-M2	A13-P1	A14-P2
B1-A1	B2-A2	B3-C1	B4-C2	B5-E1	B6-E2	B7-G1	B8-G2	B9-J1	B10-J2	B11-L1	B12-L2	B13-N1	B14-N2
C1-B3	C2-B4	C3-D3	C4-D4	C5-F3	C6-F4	C7-H3	C8-H4	C9-K3	C10-K4	C11-M3	C12-M4	C13-P3	C14-P4
D1-A3	D2-A4	D3-C3	D4-C4	D5-E3	D6-E4	D7-G3	D8-G4	D9-J3	D10-J4	D11-L3	D12-L4	D13-N3	D14-N4
E1-B5	E2-B6	E3-D5	E4-D6	E5-F5	E6-F6	E7-H5	E8-H6	E9-K5	E10-K6	E11-M5	E12-M6	E13-P5	E14-P6
F1-A5	F2-A6	F3-C5	F4-C6	F5-E5	F6-E6	F7-G5	F8-G6	F9-J5	F10-J6	F11-L5	F12-L6	F13-N5	F14-N6
G1-B7	G2-B8	G3-D7	G4-D8	G5-F7	G6-F8	G7-H7	G8-H8	G9-K7	G10-K8	G11-M7	G12-M8	G13-P7	G14-P8
H1-A7	H2-A8	H3-C7	H4-C8	H5-E7	H6-E8	H7-G7	H8-G8	H9-J7	H10-J8	H11-L7	H12-L8	H13-N7	H14-N8
J1-B9	J2-B10	J3-D9	J4-D10	J5-F9	J6-F10	J7-H9	J8-H10	J9-K9	J10-K10	J11-M9	J12-M10	J13-P9	J14-P10
K1-A9	K2-A10	K3-C9	K4-C10	K5-E9	K6-E10	K7-G9	K8-G10	K9-J9	K10-J10	K11-L9	K12-L10	K13-N9	K14-N10
L1-B11	L2-B12	L3-D11	L4-D12	L5-F11	L6-F12	L7-H11	L8-H12	L9-K11	L10-K12	L11-M11	L12-M12	L13-P11	L14-P12
M1-A11	M2-A12	M3-C11	M4-C12	M5-E11	M6-E12	M7-G11	M8-G12	M9-J11	M10-J12	M11-L11	M12-L12	M13-N11	M14-N12

Primary-Secondary Pin Map Table: 270 degrees

A1-N12	A2-N11	A3-L12	A4-L11	A5-J12	A6-J11	A7-G12	A8-G11	A9-E12	A10-E11	A11-C12	A12-C11	A13-A12	A14-A11
B1-P12	B2-P11	B3-M12	B4-M11	B5-K12	B6-K11	B7-H12	B8-H11	B9-F12	B10-F11	B11-D12	B12-D11	B13-B12	B14-B11
C1-N10	C2-N9	C3-L10	C4-L9	C5-J10	C6-J9	C7-G10	C8-G9	C9-E10	C10-E9	C11-C10	C12-C9	C13-A10	C14-A9
D1-P10	D2-P9	D3-M10	D4-M9	D5-K10	D6-K9	D7-H10	D8-H9	D9-F10	D10-F9	D11-D10	D12-D9	D13-B10	D14-B9
E1-N8	E2-N7	E3-L8	E4-L7	E5-J8	E6-J7	E7-G8	E8-G7	E9-E8	E10-E7	E11-C8	E12-C7	E13-A8	E14-A7
F1-P8	F2-P7	F3-M8	F4-M7	F5-K8	F6-K7	F7-H8	F8-H7	F9-F8	F10-F7	F11-D8	F12-D7	F13-B8	F14-B7
G1-N6	G2-N5	G3-L6	G4-L5	G5-J6	G6-J5	G7-G6	G8-G5	G9-E6	G10-E5	G11-C6	G12-C5	G13-A6	G14-A5
H1-P6	H2-P5	H3-M6	H4-M5	H5-K6	H6-K5	H7-H6	H8-H5	H9-F6	H10-F5	H11-D6	H12-D5	H13-B6	H14-B5
J1-N4	J2-N3	J3-L4	J4-L3	J5-J4	J6-J3	J7-G4	J8-G3	J9-E4	J10-E3	J11-C4	J12-C3	J13-A4	J14-A3
K1-P4	K2-P3	K3-M4	K4-M3	K5-K4	K6-K3	K7-H4	K8-H3	K9-F4	K10-F3	K11-D4	K12-D3	K13-B4	K14-B3
L1-N2	L2-N1	L3-L2	L4-L1	L5-J2	L6-J1	L7-G2	L8-G1	L9-E2	L10-E1	L11-C2	L12-C1	L13-A2	L14-A1
M1-P2	M2-P1	M3-M2	M4-M1	M5-K2	M6-K1	M7-H2	M8-H1	M9-F2	M10-F1	M11-D2	M12-D1	M13-B2	M14-B1

Configuration	41
Number of Pairs	98
Primary RAF Connector	7 Pair x 14 pos
Secondary DO Connector	7 Pair x 14 pos

Primary-Secondary Pin Map Table: 90 degrees

A1-B1	A2-B2	A3-D1	A4-D2	A5-F1	A6-F2	A7-H1	A8-H2	A9-K1	A10-K2	A11-M1	A12-M2	A13-P1	A14-P2
B1-A1	B2-A2	B3-C1	B4-C2	B5-E1	B6-E2	B7-G1	B8-G2	B9-J1	B10-J2	B11-L1	B12-L2	B13-N1	B14-N2
C1-B3	C2-B4	C3-D3	C4-D4	C5-F3	C6-F4	C7-H3	C8-H4	C9-K3	C10-K4	C11-M3	C12-M4	C13-P3	C14-P4
D1-A3	D2-A4	D3-C3	D4-C4	D5-E3	D6-E4	D7-G3	D8-G4	D9-J3	D10-J4	D11-L3	D12-L4	D13-N3	D14-N4
E1-B5	E2-B6	E3-D5	E4-D6	E5-F5	E6-F6	E7-H5	E8-H6	E9-K5	E10-K6	E11-M5	E12-M6	E13-P5	E14-P6
F1-A5	F2-A6	F3-C5	F4-C6	F5-E5	F6-E6	F7-G5	F8-G6	F9-J5	F10-J6	F11-L5	F12-L6	F13-N5	F14-N6
G1-B7	G2-B8	G3-D7	G4-D8	G5-F7	G6-F8	G7-H7	G8-H8	G9-K7	G10-K8	G11-M7	G12-M8	G13-P7	G14-P8
H1-A7	H2-A8	H3-C7	H4-C8	H5-E7	H6-E8	H7-G7	H8-G8	H9-J7	H10-J8	H11-L7	H12-L8	H13-N7	H14-N8
J1-B9	J2-B10	J3-D9	J4-D10	J5-F9	J6-F10	J7-H9	J8-H10	J9-K9	J10-K10	J11-M9	J12-M10	J13-P9	J14-P10
K1-A9	K2-A10	K3-C9	K4-C10	K5-E9	K6-E10	K7-G9	K8-G10	K9-J9	K10-J10	K11-L9	K12-L10	K13-N9	K14-N10
L1-B11	L2-B12	L3-D11	L4-D12	L5-F11	L6-F12	L7-H11	L8-H12	L9-K11	L10-K12	L11-M11	L12-M12	L13-P11	L14-P12
M1-A11	M2-A12	M3-C11	M4-C12	M5-E11	M6-E12	M7-G11	M8-G12	M9-J11	M10-J12	M11-L11	M12-L12	M13-N11	M14-N12
N1-B13	N2-B14	N3-D13	N4-D14	N5-F13	N6-F14	N7-H13	N8-H14	N9-K13	N10-K14	N11-M13	N12-M14	N13-P13	N14-P14
P1-A13	P2-A14	P3-C13	P4-C14	P5-E13	P6-E14	P7-G13	P8-G14	P9-J13	P10-J14	P11-L13	P12-L14	P13-N13	P14-N14

Primary-Secondary Pin Map Table: 270 degrees

A1-N14	A2-N13	A3-L14	A4-L13	A5-J14	A6-J13	A7-G14	A8-G13	A9-E14	A10-E13	A11-C14	A12-C13	A13-A14	A14-A13
B1-P14	B2-P13	B3-M14	B4-M13	B5-K14	B6-K13	B7-H14	B8-H13	B9-F14	B10-F13	B11-D14	B12-D13	B13-B14	B14-B13
C1-N12	C2-N11	C3-L12	C4-L11	C5-J12	C6-J11	C7-G12	C8-G11	C9-E12	C10-E11	C11-C12	C12-C11	C13-A12	C14-A11
D1-P12	D2-P11	D3-M12	D4-M11	D5-K12	D6-K11	D7-H12	D8-H11	D9-F12	D10-F11	D11-D12	D12-D11	D13-B12	D14-B11
E1-N10	E2-N9	E3-L10	E4-L9	E5-J10	E6-J9	E7-G10	E8-G9	E9-E10	E10-E9	E11-C10	E12-C9	E13-A10	E14-A9
F1-P10	F2-P9	F3-M10	F4-M9	F5-K10	F6-K9	F7-H10	F8-H9	F9-F10	F10-F9	F11-D10	F12-D9	F13-B10	F14-B9
G1-N8	G2-N7	G3-L8	G4-L7	G5-J8	G6-J7	G7-G8	G8-G7	G9-E8	G10-E7	G11-C8	G12-C7	G13-A8	G14-A7
H1-P8	H2-P7	H3-M8	H4-M7	H5-K8	H6-K7	H7-H8	H8-H7	H9-F8	H10-F7	H11-D8	H12-D7	H13-B8	H14-B7
J1-N6	J2-N5	J3-L6	J4-L5	J5-J6	J6-J5	J7-G6	J8-G5	J9-E6	J10-E5	J11-C6	J12-C5	J13-A6	J14-A5
K1-P6	K2-P5	K3-M6	K4-M5	K5-K6	K6-K5	K7-H6	K8-H5	K9-F6	K10-F5	K11-D6	K12-D5	K13-B6	K14-B5
L1-N4	L2-N3	L3-L4	L4-L3	L5-J4	L6-J3	L7-G4	L8-G3	L9-E4	L10-E3	L11-C4	L12-C3	L13-A4	L14-A3
M1-P4	M2-P3	M3-M4	M4-M3	M5-K4	M6-K3	M7-H4	M8-H3	M9-F4	M10-F3	M11-D4	M12-D3	M13-B4	M14-B3
N1-N2	N2-N1	N3-L2	N4-L1	N5-J2	N6-J1	N7-G2	N8-G1	N9-E2	N10-E1	N11-C2	N12-C1	N13-A2	N14-A1
P1-P2	P2-P1	P3-M2	P4-M1	P5-K2	P6-K1	P7-H2	P8-H1	P9-F2	P10-F1	P11-D2	P12-D1	P13-B2	P14-B1

Configuration	42
Number of Pairs	112
Primary RAF Connector	8 Pair x 14 pos
Secondary DO Connector	7 Pair x 16 pos

Primary-Secondary Pin Map Table: 90 degrees

A1-B1	A2-B2	A3-D1	A4-D2	A5-F1	A6-F2	A7-H1	A8-H2	A9-K1	A10-K2	A11-M1	A12-M2	A13-P1	A14-P2
B1-A1	B2-A2	B3-C1	B4-C2	B5-E1	B6-E2	B7-G1	B8-G2	B9-J1	B10-J2	B11-L1	B12-L2	B13-N1	B14-N2
C1-B3	C2-B4	C3-D3	C4-D4	C5-F3	C6-F4	C7-H3	C8-H4	C9-K3	C10-K4	C11-M3	C12-M4	C13-P3	C14-P4
D1-A3	D2-A4	D3-C3	D4-C4	D5-E3	D6-E4	D7-G3	D8-G4	D9-J3	D10-J4	D11-L3	D12-L4	D13-N3	D14-N4
E1-B5	E2-B6	E3-D5	E4-D6	E5-F5	E6-F6	E7-H5	E8-H6	E9-K5	E10-K6	E11-M5	E12-M6	E13-P5	E14-P6
F1-A5	F2-A6	F3-C5	F4-C6	F5-E5	F6-E6	F7-G5	F8-G6	F9-J5	F10-J6	F11-L5	F12-L6	F13-N5	F14-N6
G1-B7	G2-B8	G3-D7	G4-D8	G5-F7	G6-F8	G7-H7	G8-H8	G9-K7	G10-K8	G11-M7	G12-M8	G13-P7	G14-P8
H1-A7	H2-A8	H3-C7	H4-C8	H5-E7	H6-E8	H7-G7	H8-G8	H9-J7	H10-J8	H11-L7	H12-L8	H13-N7	H14-N8
J1-B9	J2-B10	J3-D9	J4-D10	J5-F9	J6-F10	J7-H9	J8-H10	J9-K9	J10-K10	J11-M9	J12-M10	J13-P9	J14-P10
K1-A9	K2-A10	K3-C9	K4-C10	K5-E9	K6-E10	K7-G9	K8-G10	K9-J9	K10-J10	K11-L9	K12-L10	K13-N9	K14-N10
L1-B11	L2-B12	L3-D11	L4-D12	L5-F11	L6-F12	L7-H11	L8-H12	L9-K11	L10-K12	L11-M11	L12-M12	L13-P11	L14-P12
M1-A11	M2-A12	M3-C11	M4-C12	M5-E11	M6-E12	M7-G11	M8-G12	M9-J11	M10-J12	M11-L11	M12-L12	M13-N11	M14-N12
N1-B13	N2-B14	N3-D13	N4-D14	N5-F13	N6-F14	N7-H13	N8-H14	N9-K13	N10-K14	N11-M13	N12-M14	N13-P13	N14-P14
P1-A13	P2-A14	P3-C13	P4-C14	P5-E13	P6-E14	P7-G13	P8-G14	P9-J13	P10-J14	P11-L13	P12-L14	P13-N13	P14-N14
Q1-B15	Q2-B16	Q3-D15	Q4-D16	Q5-F15	Q6-F16	Q7-H15	Q8-H16	Q9-K15	Q10-K16	Q11-M15	Q12-M16	Q13-P15	Q14-P16
R1-A15	R2-A16	R3-C15	R4-C16	R5-E15	R6-E16	R7-G15	R8-G16	R9-J15	R10-J16	R11-L15	R12-L16	R13-N15	R14-N16

Primary-Secondary Pin Map Table: 270 degrees

A1-N16	A2-N15	A3-L16	A4-L15	A5-J16	A6-J15	A7-G16	A8-G15	A9-E16	A10-E15	A11-C16	A12-C15	A13-A16	A14-A15
B1-P16	B2-P15	B3-M16	B4-M15	B5-K16	B6-K15	B7-H16	B8-H15	B9-F16	B10-F15	B11-D16	B12-D15	B13-B16	B14-B15
C1-N14	C2-N13	C3-L14	C4-L13	C5-J14	C6-J13	C7-G14	C8-G13	C9-E14	C10-E13	C11-C14	C12-C13	C13-A14	C14-A13
D1-P14	D2-P13	D3-M14	D4-M13	D5-K14	D6-K13	D7-H14	D8-H13	D9-F14	D10-F13	D11-D14	D12-D13	D13-B14	D14-B13
E1-N12	E2-N11	E3-L12	E4-L11	E5-J12	E6-J11	E7-G12	E8-G11	E9-E12	E10-E11	E11-C12	E12-C11	E13-A12	E14-A11
F1-P12	F2-P11	F3-M12	F4-M11	F5-K12	F6-K11	F7-H12	F8-H11	F9-F12	F10-F11	F11-D12	F12-D11	F13-B12	F14-B11
G1-N10	G2-N9	G3-L10	G4-L9	G5-J10	G6-J9	G7-G10	G8-G9	G9-E10	G10-E9	G11-C10	G12-C9	G13-A10	G14-A9
H1-P10	H2-P9	H3-M10	H4-M9	H5-K10	H6-K9	H7-H10	H8-H9	H9-F10	H10-F9	H11-D10	H12-D9	H13-B10	H14-B9
J1-N8	J2-N7	J3-L8	J4-L7	J5-J8	J6-J7	J7-G8	J8-G7	J9-E8	J10-E7	J11-C8	J12-C7	J13-A8	J14-A7
K1-P8	K2-P7	K3-M8	K4-M7	K5-K8	K6-K7	K7-H8	K8-H7	K9-F8	K10-F7	K11-D8	K12-D7	K13-B8	K14-B7
L1-N6	L2-N5	L3-L6	L4-L5	L5-J6	L6-J5	L7-G6	L8-G5	L9-E6	L10-E5	L11-C6	L12-C5	L13-A6	L14-A5
M1-P6	M2-P5	M3-M6	M4-M5	M5-K6	M6-K5	M7-H6	M8-H5	M9-F6	M10-F5	M11-D6	M12-D5	M13-B6	M14-B5
N1-N4	N2-N3	N3-L4	N4-L3	N5-J4	N6-J3	N7-G4	N8-G3	N9-E4	N10-E3	N11-C4	N12-C3	N13-A4	N14-A3
P1-P4	P2-P3	P3-M4	P4-M3	P5-K4	P6-K3	P7-H4	P8-H3	P9-F4	P10-F3	P11-D4	P12-D3	P13-B4	P14-B3
Q1-N2	Q2-N1	Q3-L2	Q4-L1	Q5-J2	Q6-J1	Q7-G2	Q8-G1	Q9-E2	Q10-E1	Q11-C2	Q12-C1	Q13-A2	Q14-A1
R1-P2	R2-P1	R3-M2	R4-M1	R5-K2	R6-K1	R7-H2	R8-H1	R9-F2	R10-F1	R11-D2	R12-D1	R13-B2	R14-B1



Configuration	43
Number of Pairs	32
Primary RAF Connector	2 Pair x 16 pos
Secondary DO Connector	8 Pair x 4 pos

Primary-Secondary Pin Map Table: 90 degrees

A1-B1	A2-B2	A3-D1	A4-D2	A5-F1	A6-F2	A7-H1	A8-H2	A9-K1	A10-K2	A11-M1	A12-M2	A13-P1	A14-P2	A15-R1	A16-R2
B1-A1	B2-A2	B3-C1	B4-C2	B5-E1	B6-E2	B7-G1	B8-G2	B9-J1	B10-J2	B11-L1	B12-L2	B13-N1	B14-N2	B15-Q1	B16-Q2
C1-B3	C2-B4	C3-D3	C4-D4	C5-F3	C6-F4	C7-H3	C8-H4	C9-K3	C10-K4	C11-M3	C12-M4	C13-P3	C14-P4	C15-R3	C16-R4
D1-A3	D2-A4	D3-C3	D4-C4	D5-E3	D6-E4	D7-G3	D8-G4	D9-J3	D10-J4	D11-L3	D12-L4	D13-N3	D14-N4	D15-Q3	D16-Q4

Primary-Secondary Pin Map Table: 270 degrees

A1-Q4	A2-Q3	A3-N4	A4-N3	A5-L4	A6-L3	A7-J4	A8-J3	A9-G4	A10-G3	A11-E4	A12-E3	A13-C4	A14-C3	A15-A4	A16-A3
B1-R4	B2-R3	B3-P4	B4-P3	B5-M4	B6-M3	B7-K4	B8-K3	B9-H4	B10-H3	B11-F4	B12-F3	B13-D4	B14-D3	B15-B4	B16-B3
C1-Q2	C2-Q1	C3-N2	C4-N1	C5-L2	C6-L1	C7-J2	C8-J1	C9-G2	C10-G1	C11-E2	C12-E1	C13-C2	C14-C1	C15-A2	C16-A1
D1-R2	D2-R1	D3-P2	D4-P1	D5-M2	D6-M1	D7-K2	D8-K1	D9-H2	D10-H1	D11-F2	D12-F1	D13-D2	D14-D1	D15-B2	D16-B1

Configuration	44
Number of Pairs	48
Primary RAF Connector	3 Pair x 16 pos
Secondary DO Connector	8 Pair x 6 pos

Primary-Secondary Pin Map Table: 90 degrees

A1-B1	A2-B2	A3-D1	A4-D2	A5-F1	A6-F2	A7-H1	A8-H2	A9-K1	A10-K2	A11-M1	A12-M2	A13-P1	A14-P2	A15-R1	A16-R2
B1-A1	B2-A2	B3-C1	B4-C2	B5-E1	B6-E2	B7-G1	B8-G2	B9-J1	B10-J2	B11-L1	B12-L2	B13-N1	B14-N2	B15-Q1	B16-Q2
C1-B3	C2-B4	C3-D3	C4-D4	C5-F3	C6-F4	C7-H3	C8-H4	C9-K3	C10-K4	C11-M3	C12-M4	C13-P3	C14-P4	C15-R3	C16-R4
D1-A3	D2-A4	D3-C3	D4-C4	D5-E3	D6-E4	D7-G3	D8-G4	D9-J3	D10-J4	D11-L3	D12-L4	D13-N3	D14-N4	D15-Q3	D16-Q4
E1-B5	E2-B6	E3-D5	E4-D6	E5-F5	E6-F6	E7-H5	E8-H6	E9-K5	E10-K6	E11-M5	E12-M6	E13-P5	E14-P6	E15-R5	E16-R6
F1-A5	F2-A6	F3-C5	F4-C6	F5-E5	F6-E6	F7-G5	F8-G6	F9-J5	F10-J6	F11-L5	F12-L6	F13-N5	F14-N6	F15-Q5	F16-Q6

Primary-Secondary Pin Map Table: 270 degrees

A1-Q6	A2-Q5	A3-N6	A4-N5	A5-L6	A6-L5	A7-J6	A8-J5	A9-G6	A10-G5	A11-E6	A12-E5	A13-C6	A14-C5	A15-A6	A16-A5
B1-R6	B2-R5	B3-P6	B4-P5	B5-M6	B6-M5	B7-K6	B8-K5	B9-H6	B10-H5	B11-F6	B12-F5	B13-D6	B14-D5	B15-B6	B16-B5
C1-Q4	C2-Q3	C3-N4	C4-N3	C5-L4	C6-L3	C7-J4	C8-J3	C9-G4	C10-G3	C11-E4	C12-E3	C13-C4	C14-C3	C15-A4	C16-A3
D1-R4	D2-R3	D3-P4	D4-P3	D5-M4	D6-M3	D7-K4	D8-K3	D9-H4	D10-H3	D11-F4	D12-F3	D13-D4	D14-D3	D15-B4	D16-B3
E1-Q2	E2-Q1	E3-N2	E4-N1	E5-L2	E6-L1	E7-J2	E8-J1	E9-G2	E10-G1	E11-E2	E12-E1	E13-C2	E14-C1	E15-A2	E16-A1
F1-R2	F2-R1	F3-P2	F4-P1	F5-M2	F6-M1	F7-K2	F8-K1	F9-H2	F10-H1	F11-F2	F12-F1	F13-D2	F14-D1	F15-B2	F16-B1

Configuration	45
Number of Pairs	64
Primary RAF Connector	4 Pair x 16 pos
Secondary DO Connector	8 Pair x 8 pos

Primary-Secondary Pin Map Table: 90 degrees

A1-B1	A2-B2	A3-D1	A4-D2	A5-F1	A6-F2	A7-H1	A8-H2	A9-K1	A10-K2	A11-M1	A12-M2	A13-P1	A14-P2	A15-R1	A16-R2
B1-A1	B2-A2	B3-C1	B4-C2	B5-E1	B6-E2	B7-G1	B8-G2	B9-J1	B10-J2	B11-L1	B12-L2	B13-N1	B14-N2	B15-Q1	B16-Q2
C1-B3	C2-B4	C3-D3	C4-D4	C5-F3	C6-F4	C7-H3	C8-H4	C9-K3	C10-K4	C11-M3	C12-M4	C13-P3	C14-P4	C15-R3	C16-R4
D1-A3	D2-A4	D3-C3	D4-C4	D5-E3	D6-E4	D7-G3	D8-G4	D9-J3	D10-J4	D11-L3	D12-L4	D13-N3	D14-N4	D15-Q3	D16-Q4
E1-B5	E2-B6	E3-D5	E4-D6	E5-F5	E6-F6	E7-H5	E8-H6	E9-K5	E10-K6	E11-M5	E12-M6	E13-P5	E14-P6	E15-R5	E16-R6
F1-A5	F2-A6	F3-C5	F4-C6	F5-E5	F6-E6	F7-G5	F8-G6	F9-J5	F10-J6	F11-L5	F12-L6	F13-N5	F14-N6	F15-Q5	F16-Q6
G1-B7	G2-B8	G3-D7	G4-D8	G5-F7	G6-F8	G7-H7	G8-H8	G9-K7	G10-K8	G11-M7	G12-M8	G13-P7	G14-P8	G15-R7	G16-R8
H1-A7	H2-A8	H3-C7	H4-C8	H5-E7	H6-E8	H7-G7	H8-G8	H9-J7	H10-J8	H11-L7	H12-L8	H13-N7	H14-N8	H15-Q7	H16-Q8

Primary-Secondary Pin Map Table: 270 degrees

A1-Q8	A2-Q7	A3-N8	A4-N7	A5-L8	A6-L7	A7-J8	A8-J7	A9-G8	A10-G7	A11-E8	A12-E7	A13-C8	A14-C7	A15-A8	A16-A7
B1-R8	B2-R7	B3-P8	B4-P7	B5-M8	B6-M7	B7-K8	B8-K7	B9-H8	B10-H7	B11-F8	B12-F7	B13-D8	B14-D7	B15-B8	B16-B7
C1-Q6	C2-Q5	C3-N6	C4-N5	C5-L6	C6-L5	C7-J6	C8-J5	C9-G6	C10-G5	C11-E6	C12-E5	C13-C6	C14-C5	C15-A6	C16-A5
D1-R6	D2-R5	D3-P6	D4-P5	D5-M6	D6-M5	D7-K6	D8-K5	D9-H6	D10-H5	D11-F6	D12-F5	D13-D6	D14-D5	D15-B6	D16-B5
E1-Q4	E2-Q3	E3-N4	E4-N3	E5-L4	E6-L3	E7-J4	E8-J3	E9-G4	E10-G3	E11-E4	E12-E3	E13-C4	E14-C3	E15-A4	E16-A3
F1-R4	F2-R3	F3-P4	F4-P3	F5-M4	F6-M3	F7-K4	F8-K3	F9-H4	F10-H3	F11-F4	F12-F3	F13-D4	F14-D3	F15-B4	F16-B3
G1-Q2	G2-Q1	G3-N2	G4-N1	G5-L2	G6-L1	G7-J2	G8-J1	G9-G2	G10-G1	G11-E2	G12-E1	G13-C2	G14-C1	G15-A2	G16-A1
H1-R2	H2-R1	H3-P2	H4-P1	H5-M2	H6-M1	H7-K2	H8-K1	H9-H2	H10-H1	H11-F2	H12-F1	H13-D2	H14-D1	H15-B2	H16-B1

Configuration	46
Number of Pairs	80
Primary RAF Connector	5 Pair x 16 pos
Secondary DO Connector	8 Pair x 10 pos

Primary-Secondary Pin Map Table: 90 degrees

A1-B1	A2-B2	A3-D1	A4-D2	A5-F1	A6-F2	A7-H1	A8-H2	A9-K1	A10-K2	A11-M1	A12-M2	A13-P1	A14-P2	A15-R1	A16-R2
B1-A1	B2-A2	B3-C1	B4-C2	B5-E1	B6-E2	B7-G1	B8-G2	B9-J1	B10-J2	B11-L1	B12-L2	B13-N1	B14-N2	B15-Q1	B16-Q2
C1-B3	C2-B4	C3-D3	C4-D4	C5-F3	C6-F4	C7-H3	C8-H4	C9-K3	C10-K4	C11-M3	C12-M4	C13-P3	C14-P4	C15-R3	C16-R4
D1-A3	D2-A4	D3-C3	D4-C4	D5-E3	D6-E4	D7-G3	D8-G4	D9-J3	D10-J4	D11-L3	D12-L4	D13-N3	D14-N4	D15-Q3	D16-Q4
E1-B5	E2-B6	E3-D5	E4-D6	E5-F5	E6-F6	E7-H5	E8-H6	E9-K5	E10-K6	E11-M5	E12-M6	E13-P5	E14-P6	E15-R5	E16-R6
F1-A5	F2-A6	F3-C5	F4-C6	F5-E5	F6-E6	F7-G5	F8-G6	F9-J5	F10-J6	F11-L5	F12-L6	F13-N5	F14-N6	F15-Q5	F16-Q6
G1-B7	G2-B8	G3-D7	G4-D8	G5-F7	G6-F8	G7-H7	G8-H8	G9-K7	G10-K8	G11-M7	G12-M8	G13-P7	G14-P8	G15-R7	G16-R8
H1-A7	H2-A8	H3-C7	H4-C8	H5-E7	H6-E8	H7-G7	H8-G8	H9-J7	H10-J8	H11-L7	H12-L8	H13-N7	H14-N8	H15-Q7	H16-Q8
J1-B9	J2-B10	J3-D9	J4-D10	J5-F9	J6-F10	J7-H9	J8-H10	J9-K9	J10-K10	J11-M9	J12-M10	J13-P9	J14-P10	J15-R9	J16-R10
K1-A9	K2-A10	K3-C9	K4-C10	K5-E9	K6-E10	K7-G9	K8-G10	K9-J9	K10-J10	K11-L9	K12-L10	K13-N9	K14-N10	K15-Q9	K16-Q10

Primary-Secondary Pin Map Table: 270 degrees

A1-Q10	A2-Q9	A3-N10	A4-N9	A5-L10	A6-L9	A7-J10	A8-J9	A9-G10	A10-G9	A11-E10	A12-E9	A13-C10	A14-C9	A15-A10	A16-A9
B1-R10	B2-R9	B3-P10	B4-P9	B5-M10	B6-M9	B7-K10	B8-K9	B9-H10	B10-H9	B11-F10	B12-F9	B13-D10	B14-D9	B15-B10	B16-B9
C1-Q8	C2-Q7	C3-N8	C4-N7	C5-L8	C6-L7	C7-J8	C8-J7	C9-G8	C10-G7	C11-E8	C12-E7	C13-C8	C14-C7	C15-A8	C16-A7
D1-R8	D2-R7	D3-P8	D4-P7	D5-M8	D6-M7	D7-K8	D8-K7	D9-H8	D10-H7	D11-F8	D12-F7	D13-D8	D14-D7	D15-B8	D16-B7
E1-Q6	E2-Q5	E3-N6	E4-N5	E5-L6	E6-L5	E7-J6	E8-J5	E9-G6	E10-G5	E11-E6	E12-E5	E13-C6	E14-C5	E15-A6	E16-A5
F1-R6	F2-R5	F3-P6	F4-P5	F5-M6	F6-M5	F7-K6	F8-K5	F9-H6	F10-H5	F11-F6	F12-F5	F13-D6	F14-D5	F15-B6	F16-B5
G1-Q4	G2-Q3	G3-N4	G4-N3	G5-L4	G6-L3	G7-J4	G8-J3	G9-G4	G10-G3	G11-E4	G12-E3	G13-C4	G14-C3	G15-A4	G16-A3
H1-R4	H2-R3	H3-P4	H4-P3	H5-M4	H6-M3	H7-K4	H8-K3	H9-H4	H10-H3	H11-F4	H12-F3	H13-D4	H14-D3	H15-B4	H16-B3
J1-Q2	J2-Q1	J3-N2	J4-N1	J5-L2	J6-L1	J7-J2	J8-J1	J9-G2	J10-G1	J11-E2	J12-E1	J13-C2	J14-C1	J15-A2	J16-A1
K1-R2	K2-R1	K3-P2	K4-P1	K5-M2	K6-M1	K7-K2	K8-K1	K9-H2	K10-H1	K11-F2	K12-F1	K13-D2	K14-D1	K15-B2	K16-B1

Configuration	47
Number of Pairs	96
Primary RAF Connector	6 Pair x 16 pos
Secondary DO Connector	8 Pair x 12 pos

Primary-Secondary Pin Map Table: 90 degrees

A1-B1	A2-B2	A3-D1	A4-D2	A5-F1	A6-F2	A7-H1	A8-H2	A9-K1	A10-K2	A11-M1	A12-M2	A13-P1	A14-P2	A15-R1	A16-R2
B1-A1	B2-A2	B3-C1	B4-C2	B5-E1	B6-E2	B7-G1	B8-G2	B9-J1	B10-J2	B11-L1	B12-L2	B13-N1	B14-N2	B15-Q1	B16-Q2
C1-B3	C2-B4	C3-D3	C4-D4	C5-F3	C6-F4	C7-H3	C8-H4	C9-K3	C10-K4	C11-M3	C12-M4	C13-P3	C14-P4	C15-R3	C16-R4
D1-A3	D2-A4	D3-C3	D4-C4	D5-E3	D6-E4	D7-G3	D8-G4	D9-J3	D10-J4	D11-L3	D12-L4	D13-N3	D14-N4	D15-Q3	D16-Q4
E1-B5	E2-B6	E3-D5	E4-D6	E5-F5	E6-F6	E7-H5	E8-H6	E9-K5	E10-K6	E11-M5	E12-M6	E13-P5	E14-P6	E15-R5	E16-R6
F1-A5	F2-A6	F3-C5	F4-C6	F5-E5	F6-E6	F7-G5	F8-G6	F9-J5	F10-J6	F11-L5	F12-L6	F13-N5	F14-N6	F15-Q5	F16-Q6
G1-B7	G2-B8	G3-D7	G4-D8	G5-F7	G6-F8	G7-H7	G8-H8	G9-K7	G10-K8	G11-M7	G12-M8	G13-P7	G14-P8	G15-R7	G16-R8
H1-A7	H2-A8	H3-C7	H4-C8	H5-E7	H6-E8	H7-G7	H8-G8	H9-J7	H10-J8	H11-L7	H12-L8	H13-N7	H14-N8	H15-Q7	H16-Q8
J1-B9	J2-B10	J3-D9	J4-D10	J5-F9	J6-F10	J7-H9	J8-H10	J9-K9	J10-K10	J11-M9	J12-M10	J13-P9	J14-P10	J15-R9	J16-R10
K1-A9	K2-A10	K3-C9	K4-C10	K5-E9	K6-E10	K7-G9	K8-G10	K9-J9	K10-J10	K11-L9	K12-L10	K13-N9	K14-N10	K15-Q9	K16-Q10
L1-B11	L2-B12	L3-D11	L4-D12	L5-F11	L6-F12	L7-H11	L8-H12	L9-K11	L10-K12	L11-M11	L12-M12	L13-P11	L14-P12	L15-R11	L16-R12
M1-A11	M2-A12	M3-C11	M4-C12	M5-E11	M6-E12	M7-G11	M8-G12	M9-J11	M10-J12	M11-L11	M12-L12	M13-N11	M14-N12	M15-Q11	M16-Q12

Primary-Secondary Pin Map Table: 270 degrees

A1-Q12	A2-Q11	A3-N12	A4-N11	A5-L12	A6-L11	A7-J12	A8-J11	A9-G12	A10-G11	A11-E12	A12-E11	A13-C12	A14-C11	A15-A12	A16-A11
B1-R12	B2-R11	B3-P12	B4-P11	B5-M12	B6-M11	B7-K12	B8-K11	B9-H12	B10-H11	B11-F12	B12-F11	B13-D12	B14-D11	B15-B12	B16-B11
C1-Q10	C2-Q9	C3-N10	C4-N9	C5-L10	C6-L9	C7-J10	C8-J9	C9-G10	C10-G9	C11-E10	C12-E9	C13-C10	C14-C9	C15-A10	C16-A9
D1-R10	D2-R9	D3-P10	D4-P9	D5-M10	D6-M9	D7-K10	D8-K9	D9-H10	D10-H9	D11-F10	D12-F9	D13-D10	D14-D9	D15-B10	D16-B9
E1-Q8	E2-Q7	E3-N8	E4-N7	E5-L8	E6-L7	E7-J8	E8-J7	E9-G8	E10-G7	E11-E8	E12-E7	E13-C8	E14-C7	E15-A8	E16-A7
F1-R8	F2-R7	F3-P8	F4-P7	F5-M8	F6-M7	F7-K8	F8-K7	F9-H8	F10-H7	F11-F8	F12-F7	F13-D8	F14-D7	F15-B8	F16-B7
G1-Q6	G2-Q5	G3-N6	G4-N5	G5-L6	G6-L5	G7-J6	G8-J5	G9-G6	G10-G5	G11-E6	G12-E5	G13-C6	G14-C5	G15-A6	G16-A5
H1-R6	H2-R5	H3-P6	H4-P5	H5-M6	H6-M5	H7-K6	H8-K5	H9-H6	H10-H5	H11-F6	H12-F5	H13-D6	H14-D5	H15-B6	H16-B5
J1-Q4	J2-Q3	J3-N4	J4-N3	J5-L4	J6-L3	J7-J4	J8-J3	J9-G4	J10-G3	J11-E4	J12-E3	J13-C4	J14-C3	J15-A4	J16-A3
K1-R4	K2-R3	K3-P4	K4-P3	K5-M4	K6-M3	K7-K4	K8-K3	K9-H4	K10-H3	K11-F4	K12-F3	K13-D4	K14-D3	K15-B4	K16-B3
L1-Q2	L2-Q1	L3-N2	L4-N1	L5-L2	L6-L1	L7-J2	L8-J1	L9-G2	L10-G1	L11-E2	L12-E1	L13-C2	L14-C1	L15-A2	L16-A1
M1-R2	M2-R1	M3-P2	M4-P1	M5-M2	M6-M1	M7-K2	M8-K1	M9-H2	M10-H1	M11-F2	M12-F1	M13-D2	M14-D1	M15-B2	M16-B1

Configuration	48
Number of Pairs	112
Primary RAF Connector	7 Pair x 16 pos
Secondary DO Connector	8 Pair x 14 pos

Primary-Secondary Pin Map Table: 90 degrees

A1-B1	A2-B2	A3-D1	A4-D2	A5-F1	A6-F2	A7-H1	A8-H2	A9-K1	A10-K2	A11-M1	A12-M2	A13-P1	A14-P2	A15-R1	A16-R2
B1-A1	B2-A2	B3-C1	B4-C2	B5-E1	B6-E2	B7-G1	B8-G2	B9-J1	B10-J2	B11-L1	B12-L2	B13-N1	B14-N2	B15-Q1	B16-Q2
C1-B3	C2-B4	C3-D3	C4-D4	C5-F3	C6-F4	C7-H3	C8-H4	C9-K3	C10-K4	C11-M3	C12-M4	C13-P3	C14-P4	C15-R3	C16-R4
D1-A3	D2-A4	D3-C3	D4-C4	D5-E3	D6-E4	D7-G3	D8-G4	D9-J3	D10-J4	D11-L3	D12-L4	D13-N3	D14-N4	D15-Q3	D16-Q4
E1-B5	E2-B6	E3-D5	E4-D6	E5-F5	E6-F6	E7-H5	E8-H6	E9-K5	E10-K6	E11-M5	E12-M6	E13-P5	E14-P6	E15-R5	E16-R6
F1-A5	F2-A6	F3-C5	F4-C6	F5-E5	F6-E6	F7-G5	F8-G6	F9-J5	F10-J6	F11-L5	F12-L6	F13-N5	F14-N6	F15-Q5	F16-Q6
G1-B7	G2-B8	G3-D7	G4-D8	G5-F7	G6-F8	G7-H7	G8-H8	G9-K7	G10-K8	G11-M7	G12-M8	G13-P7	G14-P8	G15-R7	G16-R8
H1-A7	H2-A8	H3-C7	H4-C8	H5-E7	H6-E8	H7-G7	H8-G8	H9-J7	H10-J8	H11-L7	H12-L8	H13-N7	H14-N8	H15-Q7	H16-Q8
J1-B9	J2-B10	J3-D9	J4-D10	J5-F9	J6-F10	J7-H9	J8-H10	J9-K9	J10-K10	J11-M9	J12-M10	J13-P9	J14-P10	J15-R9	J16-R10
K1-A9	K2-A10	K3-C9	K4-C10	K5-E9	K6-E10	K7-G9	K8-G10	K9-J9	K10-J10	K11-L9	K12-L10	K13-N9	K14-N10	K15-Q9	K16-Q10
L1-B11	L2-B12	L3-D11	L4-D12	L5-F11	L6-F12	L7-H11	L8-H12	L9-K11	L10-K12	L11-M11	L12-M12	L13-P11	L14-P12	L15-R11	L16-R12
M1-A11	M2-A12	M3-C11	M4-C12	M5-E11	M6-E12	M7-G11	M8-G12	M9-J11	M10-J12	M11-L11	M12-L12	M13-N11	M14-N12	M15-Q11	M16-Q12
N1-B13	N2-B14	N3-D13	N4-D14	N5-F13	N6-F14	N7-H13	N8-H14	N9-K13	N10-K14	N11-M13	N12-M14	N13-P13	N14-P14	N15-R13	N16-R14
P1-A13	P2-A14	P3-C13	P4-C14	P5-E13	P6-E14	P7-G13	P8-G14	P9-J13	P10-J14	P11-L13	P12-L14	P13-N13	P14-N14	P15-Q13	P16-Q14

Primary-Secondary Pin Map Table: 270 degrees

A1-Q14	A2-Q13	A3-N14	A4-N13	A5-L14	A6-L13	A7-J14	A8-J13	A9-G14	A10-G13	A11-E14	A12-E13	A13-C14	A14-C13	A15-A14	A16-A13
B1-R14	B2-R13	B3-P14	B4-P13	B5-M14	B6-M13	B7-K14	B8-K13	B9-H14	B10-H13	B11-F14	B12-F13	B13-D14	B14-D13	B15-B14	B16-B13
C1-Q12	C2-Q11	C3-N12	C4-N11	C5-L12	C6-L11	C7-J12	C8-J11	C9-G12	C10-G11	C11-E12	C12-E11	C13-C12	C14-C11	C15-A12	C16-A11
D1-R12	D2-R11	D3-P12	D4-P11	D5-M12	D6-M11	D7-K12	D8-K11	D9-H12	D10-H11	D11-F12	D12-F11	D13-D12	D14-D11	D15-B12	D16-B11
E1-Q10	E2-Q9	E3-N10	E4-N9	E5-L10	E6-L9	E7-J10	E8-J9	E9-G10	E10-G9	E11-E10	E12-E9	E13-C10	E14-C9	E15-A10	E16-A9
F1-R10	F2-R9	F3-P10	F4-P9	F5-M10	F6-M9	F7-K10	F8-K9	F9-H10	F10-H9	F11-F10	F12-F9	F13-D10	F14-D9	F15-B10	F16-B9
G1-Q8	G2-Q7	G3-N8	G4-N7	G5-L8	G6-L7	G7-J8	G8-J7	G9-G8	G10-G7	G11-E8	G12-E7	G13-C8	G14-C7	G15-A8	G16-A7
H1-R8	H2-R7	H3-P8	H4-P7	H5-M8	H6-M7	H7-K8	H8-K7	H9-H8	H10-H7	H11-F8	H12-F7	H13-D8	H14-D7	H15-B8	H16-B7
J1-Q6	J2-Q5	J3-N6	J4-N5	J5-L6	J6-L5	J7-J6	J8-J5	J9-G6	J10-G5	J11-E6	J12-E5	J13-C6	J14-C5	J15-A6	J16-A5
K1-R6	K2-R5	K3-P6	K4-P5	K5-M6	K6-M5	K7-K6	K8-K5	K9-H6	K10-H5	K11-F6	K12-F5	K13-D6	K14-D5	K15-B6	K16-B5
L1-Q4	L2-Q3	L3-N4	L4-N3	L5-L4	L6-L3	L7-J4	L8-J3	L9-G4	L10-G3	L11-E4	L12-E3	L13-C4	L14-C3	L15-A4	L16-A3
M1-R4	M2-R3	M3-P4	M4-P3	M5-M4	M6-M3	M7-K4	M8-K3	M9-H4	M10-H3	M11-F4	M12-F3	M13-D4	M14-D3	M15-B4	M16-B3
N1-Q2	N2-Q1	N3-N2	N4-N1	N5-L2	N6-L1	N7-J2	N8-J1	N9-G2	N10-G1	N11-E2	N12-E1	N13-C2	N14-C1	N15-A2	N16-A1
P1-R2	P2-R1	P3-P2	P4-P1	P5-M2	P6-M1	P7-K2	P8-K1	P9-H2	P10-H1	P11-F2	P12-F1	P13-D2	P14-D1	P15-B2	P16-B1

Configuration	49
Number of Pairs	128
Primary RAF Connector	8 Pair x 16 pos
Secondary DO Connector	8 Pair x 16 pos

Primary-Secondary Pin Map Table: 90 degrees

A1-B1	A2-B2	A3-D1	A4-D2	A5-F1	A6-F2	A7-H1	A8-H2	A9-K1	A10-K2	A11-M1	A12-M2	A13-P1	A14-P2	A15-R1	A16-R2
B1-A1	B2-A2	B3-C1	B4-C2	B5-E1	B6-E2	B7-G1	B8-G2	B9-J1	B10-J2	B11-L1	B12-L2	B13-N1	B14-N2	B15-Q1	B16-Q2
C1-B3	C2-B4	C3-D3	C4-D4	C5-F3	C6-F4	C7-H3	C8-H4	C9-K3	C10-K4	C11-M3	C12-M4	C13-P3	C14-P4	C15-R3	C16-R4
D1-A3	D2-A4	D3-C3	D4-C4	D5-E3	D6-E4	D7-G3	D8-G4	D9-J3	D10-J4	D11-L3	D12-L4	D13-N3	D14-N4	D15-Q3	D16-Q4
E1-B5	E2-B6	E3-D5	E4-D6	E5-F5	E6-F6	E7-H5	E8-H6	E9-K5	E10-K6	E11-M5	E12-M6	E13-P5	E14-P6	E15-R5	E16-R6
F1-A5	F2-A6	F3-C5	F4-C6	F5-E5	F6-E6	F7-G5	F8-G6	F9-J5	F10-J6	F11-L5	F12-L6	F13-N5	F14-N6	F15-Q5	F16-Q6
G1-B7	G2-B8	G3-D7	G4-D8	G5-F7	G6-F8	G7-H7	G8-H8	G9-K7	G10-K8	G11-M7	G12-M8	G13-P7	G14-P8	G15-R7	G16-R8
H1-A7	H2-A8	H3-C7	H4-C8	H5-E7	H6-E8	H7-G7	H8-G8	H9-J7	H10-J8	H11-L7	H12-L8	H13-N7	H14-N8	H15-Q7	H16-Q8
J1-B9	J2-B10	J3-D9	J4-D10	J5-F9	J6-F10	J7-H9	J8-H10	J9-K9	J10-K10	J11-M9	J12-M10	J13-P9	J14-P10	J15-R9	J16-R10
K1-A9	K2-A10	K3-C9	K4-C10	K5-E9	K6-E10	K7-G9	K8-G10	K9-J9	K10-J10	K11-L9	K12-L10	K13-N9	K14-N10	K15-Q9	K16-Q10
L1-B11	L2-B12	L3-D11	L4-D12	L5-F11	L6-F12	L7-H11	L8-H12	L9-K11	L10-K12	L11-M11	L12-M12	L13-P11	L14-P12	L15-R11	L16-R12
M1-A11	M2-A12	M3-C11	M4-C12	M5-E11	M6-E12	M7-G11	M8-G12	M9-J11	M10-J12	M11-L11	M12-L12	M13-N11	M14-N12	M15-Q11	M16-Q12
N1-B13	N2-B14	N3-D13	N4-D14	N5-F13	N6-F14	N7-H13	N8-H14	N9-K13	N10-K14	N11-M13	N12-M14	N13-P13	N14-P14	N15-R13	N16-R14
P1-A13	P2-A14	P3-C13	P4-C14	P5-E13	P6-E14	P7-G13	P8-G14	P9-J13	P10-J14	P11-L13	P12-L14	P13-N13	P14-N14	P15-Q13	P16-Q14
Q1-B15	Q2-B16	Q3-D15	Q4-D16	Q5-F15	Q6-F16	Q7-H15	Q8-H16	Q9-K15	Q10-K16	Q11-M15	Q12-M16	Q13-P15	Q14-P16	Q15-R15	Q16-R16
R1-A15	R2-A16	R3-C15	R4-C16	R5-E15	R6-E16	R7-G15	R8-G16	R9-J15	R10-J16	R11-L15	R12-L16	R13-N15	R14-N16	R15-Q15	R16-Q16

Primary-Secondary Pin Map Table: 270 degrees

A1-Q16	A2-Q15	A3-N16	A4-N15	A5-L16	A6-L15	A7-J16	A8-J15	A9-G16	A10-G15	A11-E16	A12-E15	A13-C16	A14-C15	A15-A16	A16-A15
B1-R16	B2-R15	B3-P16	B4-P15	B5-M16	B6-M15	B7-K16	B8-K15	B9-H16	B10-H15	B11-F16	B12-F15	B13-D16	B14-D15	B15-B16	B16-B15
C1-Q14	C2-Q13	C3-N14	C4-N13	C5-L14	C6-L13	C7-J14	C8-J13	C9-G14	C10-G13	C11-E14	C12-E13	C13-C14	C14-C13	C15-A14	C16-A13
D1-R14	D2-R13	D3-P14	D4-P13	D5-M14	D6-M13	D7-K14	D8-K13	D9-H14	D10-H13	D11-F14	D12-F13	D13-D14	D14-D13	D15-B14	D16-B13
E1-Q12	E2-Q11	E3-N12	E4-N11	E5-L12	E6-L11	E7-J12	E8-J11	E9-G12	E10-G11	E11-E12	E12-E11	E13-C12	E14-C11	E15-A12	E16-A11
F1-R12	F2-R11	F3-P12	F4-P11	F5-M12	F6-M11	F7-K12	F8-K11	F9-H12	F10-H11	F11-F12	F12-F11	F13-D12	F14-D11	F15-B12	F16-B11
G1-Q10	G2-Q9	G3-N10	G4-N9	G5-L10	G6-L9	G7-J10	G8-J9	G9-G10	G10-G9	G11-E10	G12-E9	G13-C10	G14-C9	G15-A10	G16-A9
H1-R10	H2-R9	H3-P10	H4-P9	H5-M10	H6-M9	H7-K10	H8-K9	H9-H10	H10-H9	H11-F10	H12-F9	H13-D10	H14-D9	H15-B10	H16-B9
J1-Q8	J2-Q7	J3-N8	J4-N7	J5-L8	J6-L7	J7-J8	J8-J7	J9-G8	J10-G7	J11-E8	J12-E7	J13-C8	J14-C7	J15-A8	J16-A7
K1-R8	K2-R7	K3-P8	K4-P7	K5-M8	K6-M7	K7-K8	K8-K7	K9-H8	K10-H7	K11-F8	K12-F7	K13-D8	K14-D7	K15-B8	K16-B7
L1-Q6	L2-Q5	L3-N6	L4-N5	L5-L6	L6-L5	L7-J6	L8-J5	L9-G6	L10-G5	L11-E6	L12-E5	L13-C6	L14-C5	L15-A6	L16-A5
M1-R6	M2-R5	M3-P6	M4-P5	M5-M6	M6-M5	M7-K6	M8-K5	M9-H6	M10-H5	M11-F6	M12-F5	M13-D6	M14-D5	M15-B6	M16-B5
N1-Q4	N2-Q3	N3-N4	N4-N3	N5-L4	N6-L3	N7-J4	N8-J3	N9-G4	N10-G3	N11-E4	N12-E3	N13-C4	N14-C3	N15-A4	N16-A3
P1-R4	P2-R3	P3-P4	P4-P3	P5-M4	P6-M3	P7-K4	P8-K3	P9-H4	P10-H3	P11-F4	P12-F3	P13-D4	P14-D3	P15-B4	P16-B3
Q1-Q2	Q2-Q1	Q3-N2	Q4-N1	Q5-L2	Q6-L1	Q7-J2	Q8-J1	Q9-G2	Q10-G1	Q11-E2	Q12-E1	Q13-C2	Q14-C1	Q15-A2	Q16-A1
R1-R2	R2-R1	R3-P2	R4-P1	R5-M2	R6-M1	R7-K2	R8-K1	R9-H2	R10-H1	R11-F2	R12-F1	R13-D2	R14-D1	R15-B2	R16-B1